

A股: 601899.SH H股: 2899.HK



www.zjky.cn 

2024 可持续发展报告

目录

CONTENT

前言

01



ESG

16
19
21
27

02



37
39
48
54
57
61
67

03



71
77
86
94
99
101
103

04



106
107
110
118
126
127

ESG 2024

SOS

1.1 4,000 1,800
 3.2 ()1,300 500
 2024 107
 73 45 436
 6% 8%



ESG

481

750

101

9

ISO14001

43

12

ESG

ESG

10

70

2024

ESG

ESG

ESG

ESG



ESG

2024

865

5.5

27.09%

95.98%

ESG

ESG50

2024

2024

34.92%

2020

2025

" "

"

"

"

"

2024

3,186

SOS

"

"

2028

"

"

"

ESG

2024

"

"

" ESG

4,000

3Q

"

"

ESG

"

"

"

"

"

"

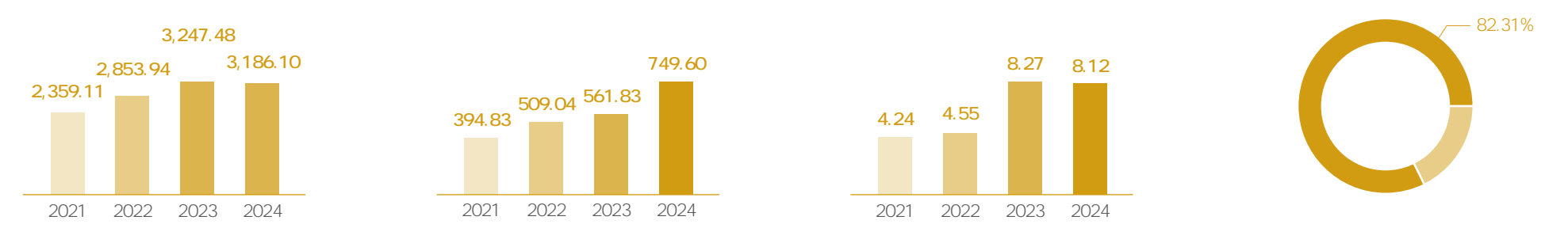
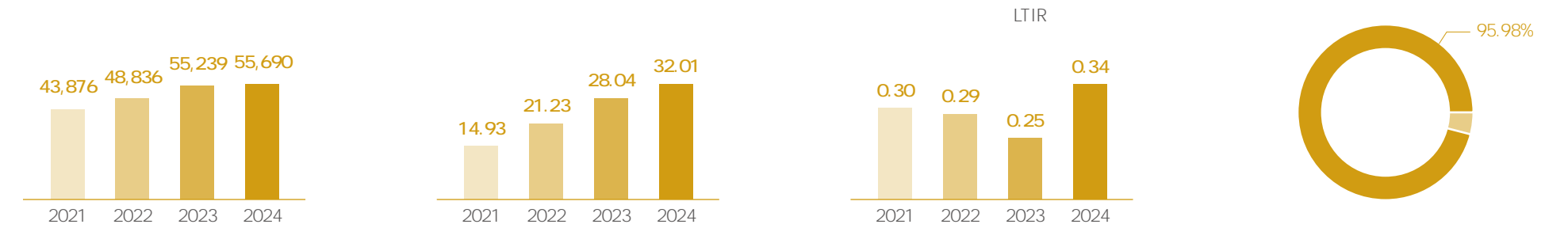
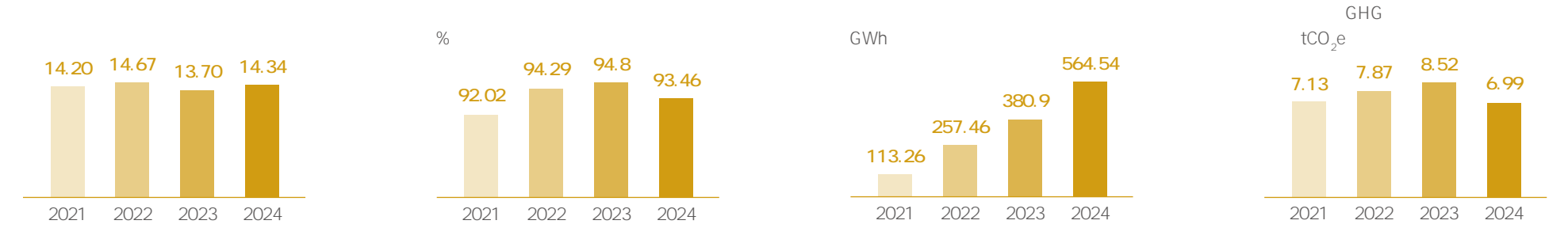
ESG

ESG

"

"


2024



ESG

2024

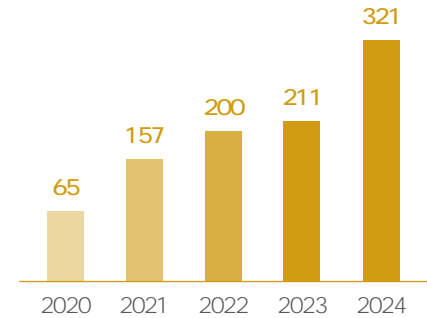
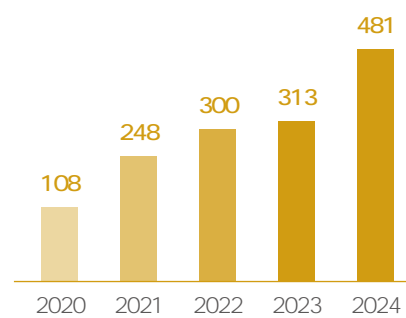
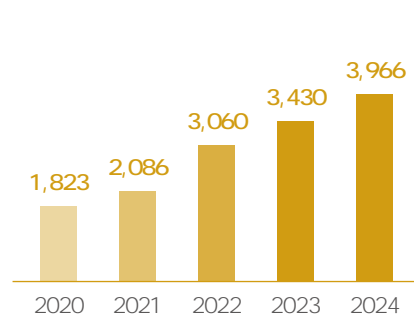
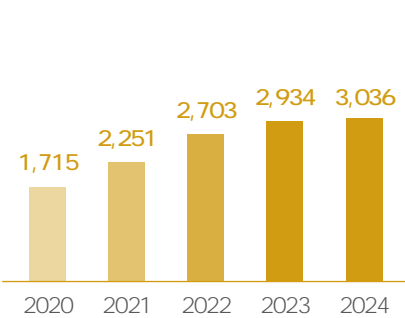
ESG

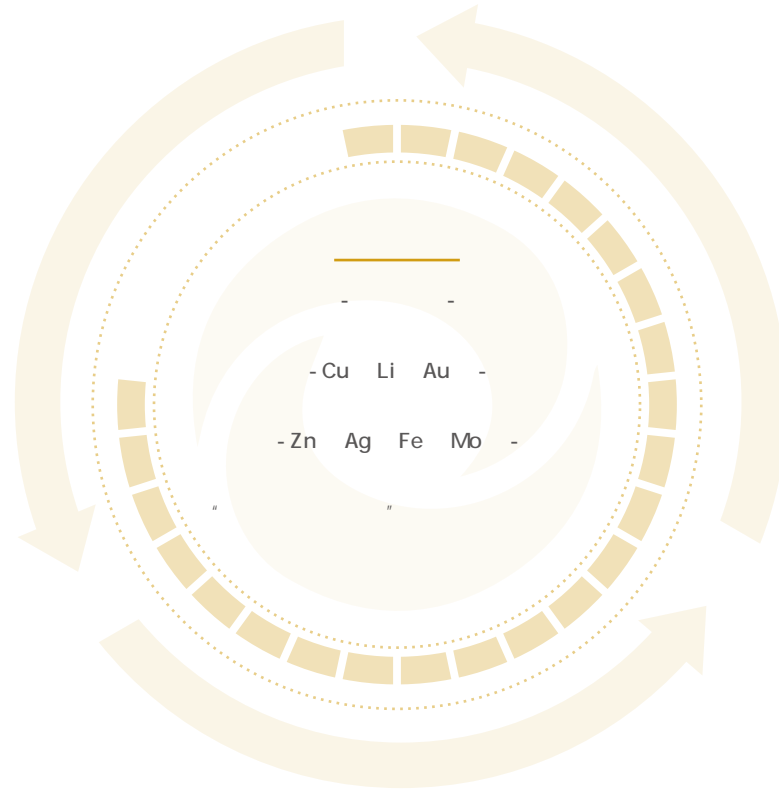


NO. 267

NO. 364

NO. 91







" "



" "

" "

华信用

财联社

S&P Global

-ESG

2024

ESG 50

南方

ESG 50

2023

ESG

LSEG ESG

恒生可持續發

89

A-

CDP

CDP

B

B

中证指数

ESG










BBB

2024








2024 ESG

		/		2024			2025	
			✓	14.37%	15.4%		2025	
	50%		✓		53.8%			
	ESG		⊖	ESG	ESG	25.93%	ESG	ESG
			⊖	75.25%	100%			
			⊖	76.81%	3.04%		80%	
	2025	GHG	2020	✓	GHG	1.64tCO ₂ e	2020	
	20%			34.9%	2025			2%
	2029			⊖	GHG	6.99		
	2050			⊖				
	2030	30%		⊖		27.09%		
	3		✓	5	3	441.84tCO ₂ e		
			⊖		767.36MW		240MW	
			⊖	865				



				2024		2025		
				2024				
				✓				
		3	ISO14001:2015	✓	3	100%		
		2030		12	8			
		2030		9	3			
 		90%		✓	93.46%			
		2030	2020	10%	100%			
		2030			238.84 /	2020		
		2030	2020	5%	19.32%	15.29%	2020	
		100%		✓	100%			
		2025	3		31		3	
		2030						
		2030		2020	SO ₂	0.46 /	NO _x	0.22 /
		5%		✓	41.34%	50.88%		
		2025				95.10%		95%



		/		2024		2025			
 				✓			iLearning		
				✓					
				⊙	1	6			
				⊖	TRIR 1.50	LTIR 0.34	TRIR	LTIR	
		3	ISO45001:2018	✓	100%	ISO45001 2018	3		
			100%	✓			100%		
 		70%	✓		82.31%		80%		
	2030		95%	✓		95.98%			
	2030			✓			30%	3	95%
  		80%	99%	✓	100%	88.80%	100%	80%	
				1%	✓	8.12	2.53%		



2024

30

"

"

1993

1993

1998

1998

"

"

2010

2010 ISO26000

2012

2012 2

2022

2022 "

"






ESG

2024

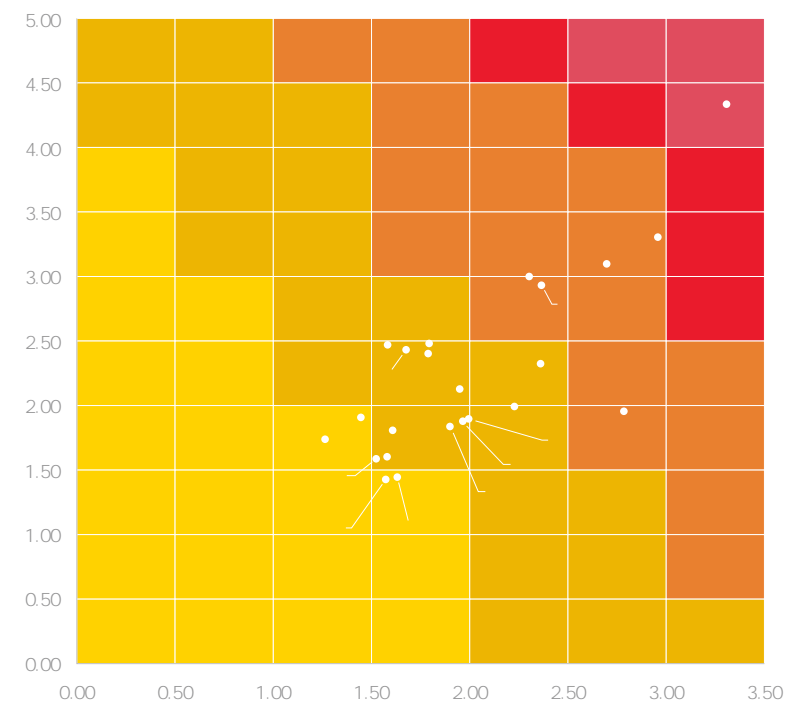
IFRS S1 AA1000

AA1000SES

ESG ESG ESG


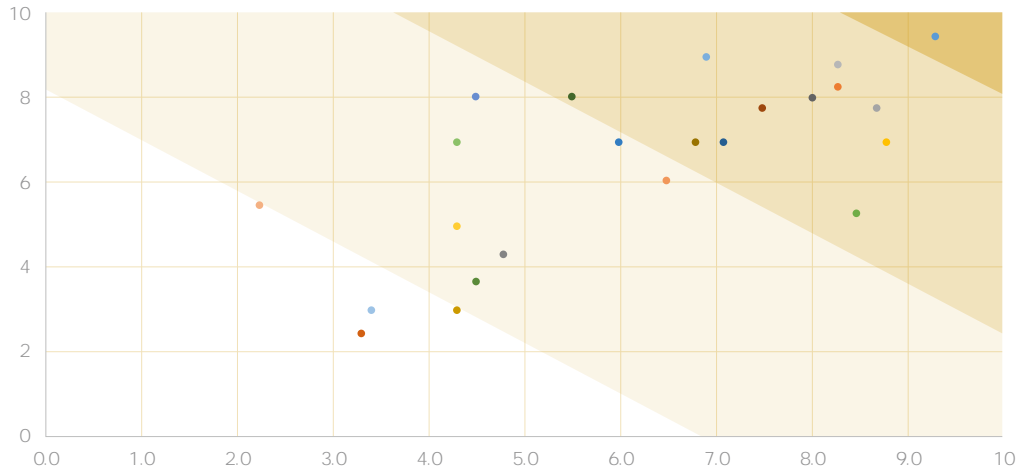
						 NGO
	• • • OHS •	• • •	OHS • •	• • • •	• • •	• • •
	• • •	• • • •	• •	• • • •	• • •	• ESG •
		1 300 ESG 68 10	ESG 1,822		1,642	NGO
	ESG	ESG			ESG	NGO NGO ESG

GRI		IFRS S1	
14	"	"	"
		6	
			23
	10		
2,000	1,762	5	17
145			





12



◇	16
◇ ESG	19
◇	21
◇	27

ESG
ESG

ESG




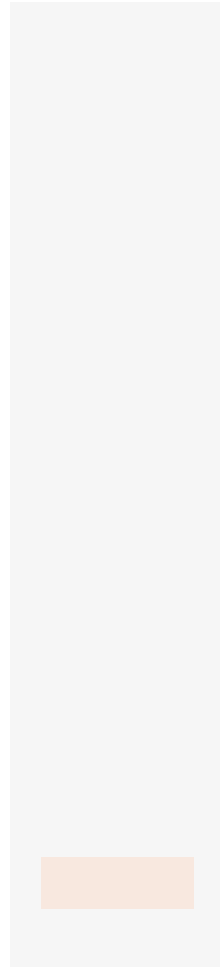
ESG

ESG

ESG

ESG

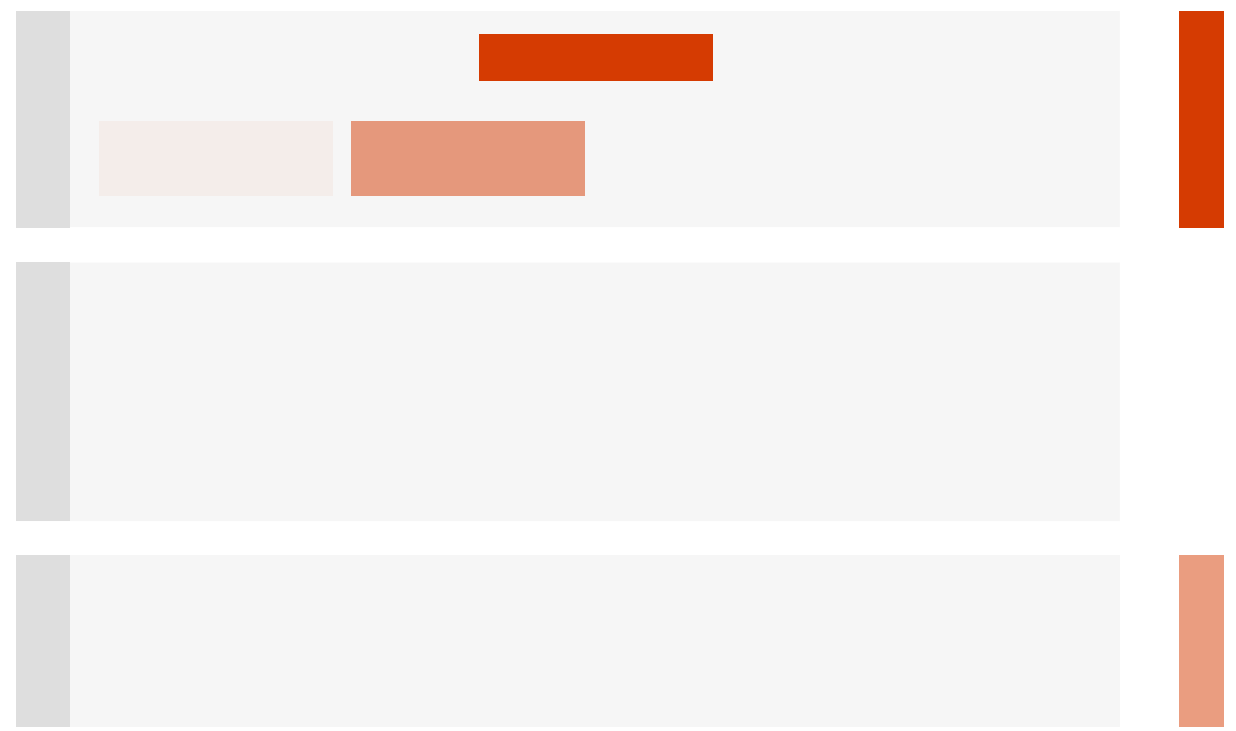
ESG





ESG
ESG

ESG



ESG

ESG

ESG
COSO-ERM ISO31000
ESG

ESG

/

ESG

"

"

ISSB

ESG

ESG

ESG

ESG

"

"

ESG

ESG

ESG
ESG
ESG
ESG

ESG

ESG


"

"

ESG

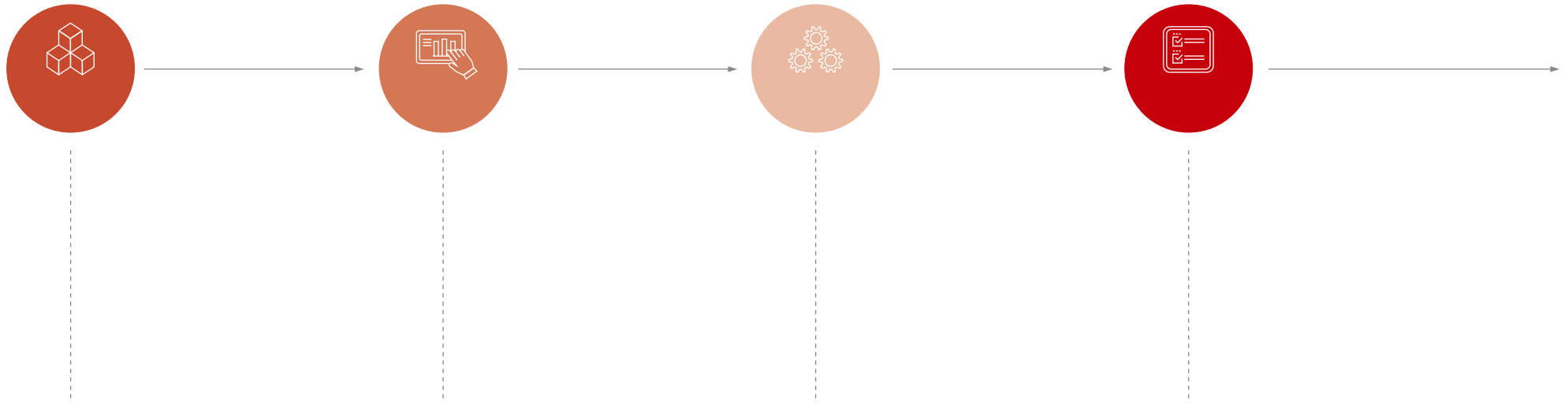
ESG





ESG







281

104

2

195

152



100 %

100%

21

21



89.98%

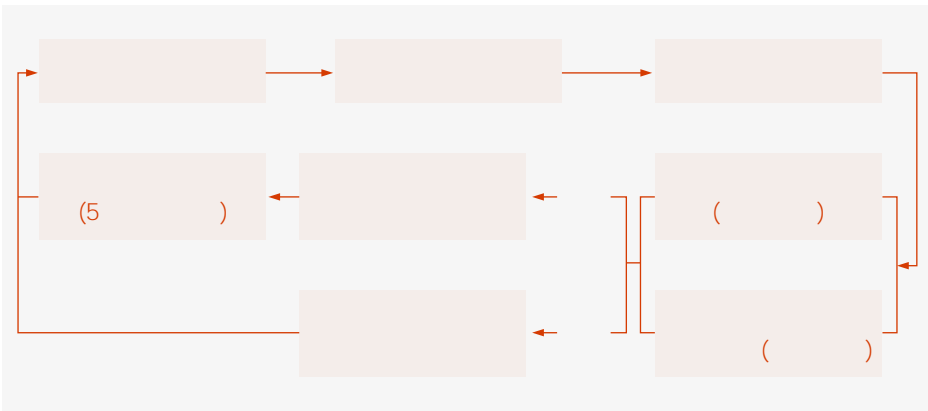
2,506

89.98%

2,785

375





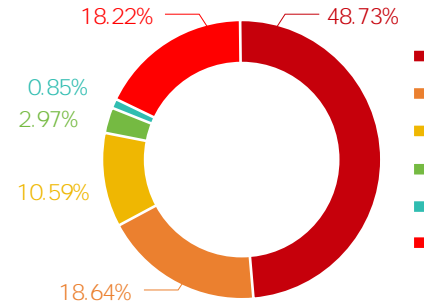
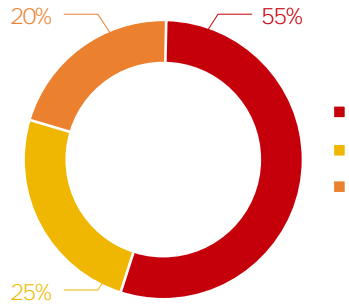
+86-0597-3833182

jcsjs@zjky.cn

1 364200

<https://rac.zjky.cn/honest/static/index.html>





95.34 %

95.34%

236


225

38,008

56

49

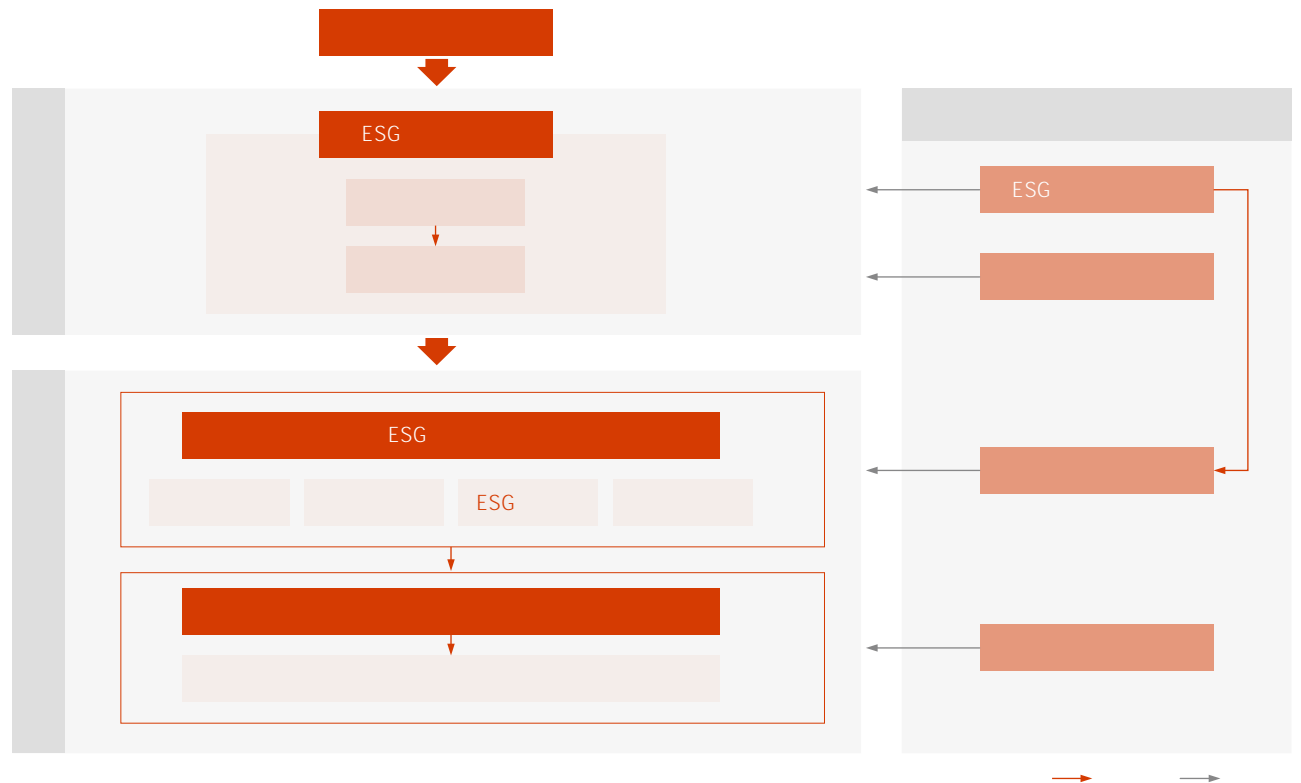
7



	<p>ESG</p> <p>" "</p>			




ESG



ESG

/

/

▶ ▶ ▶ ▶

▶ ▶ ▶

UNGP

"

"



46.98%



ASM

ESG



2022

ESG

ESG

ESG



LME

-



300

			%
	854	762	89.23
	1,963	1,917	97.66
	2,817	2,679	95.10

B



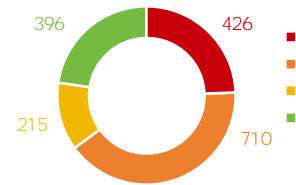
① 2023 1 2024 4 " "

②



2,510

13 1,747



• 50

30

• 13



313

10%

()		
337	542	879
324	238	
312	52	319
722	221	
1,695	1,053	



34

355

7



9

"

"

16

79

18

4

UFLPA




61%
2023



#

#



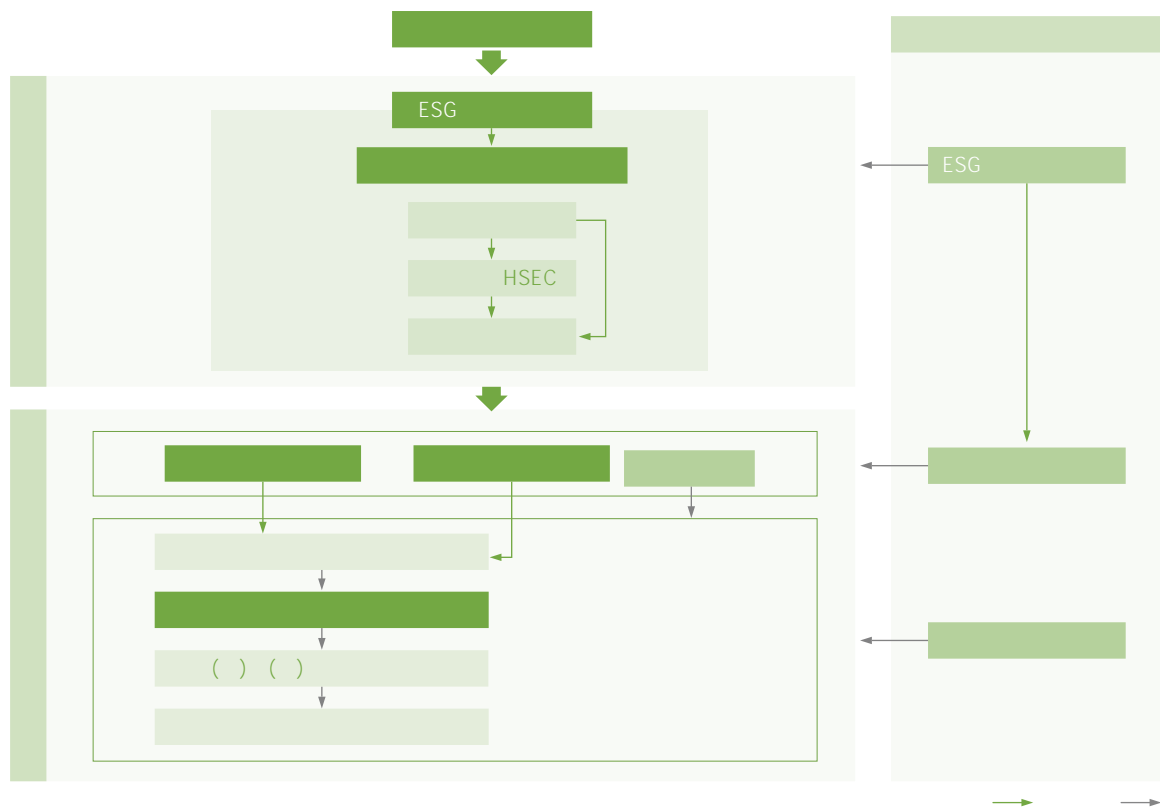




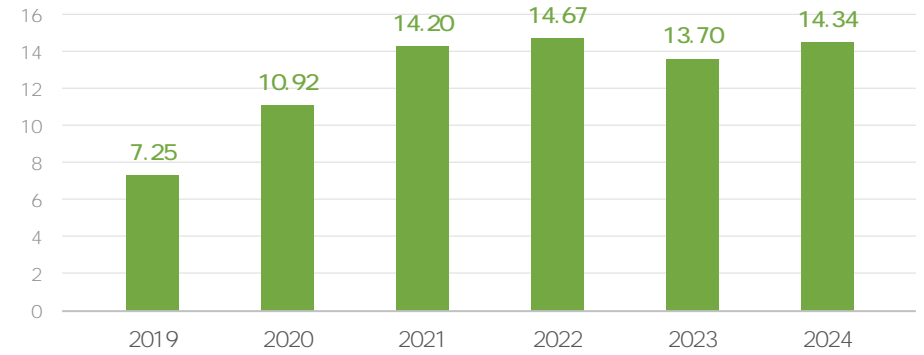
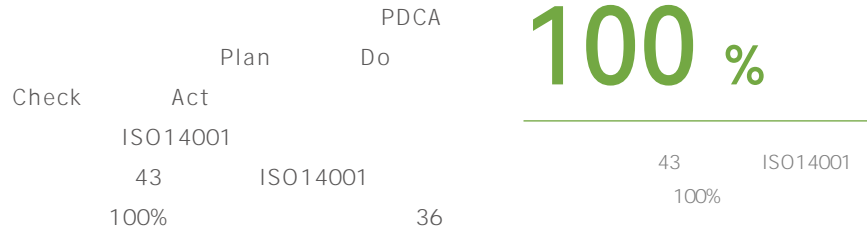
□	37
□	39
□	48
□	54
□	57
□	61
□	67

ISO14001
Environmental Management System, EMS
EMS

EMS

ESG





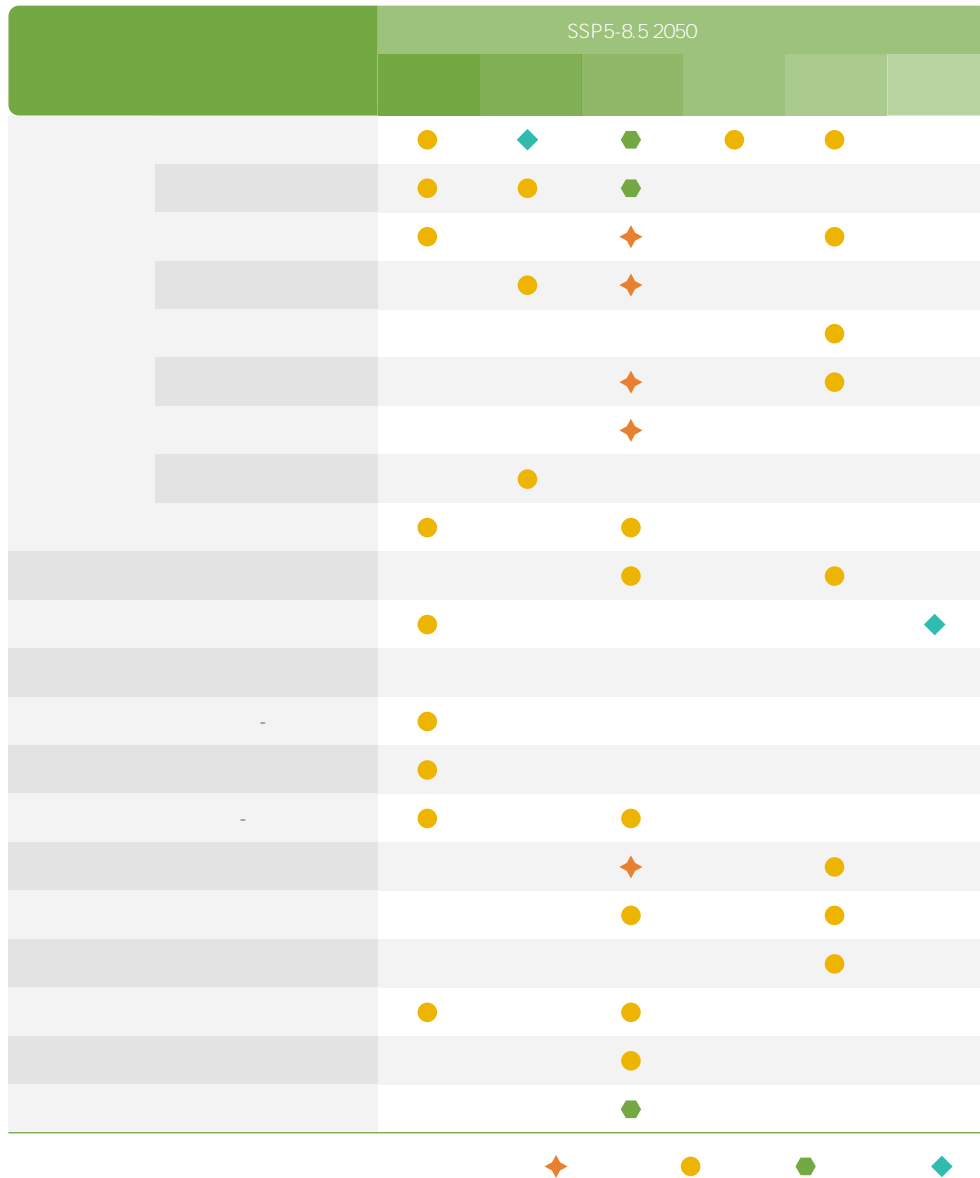
17



2

1

IPCC	GHG	CO ₂	IFRS S2	ESG	ESG	ESG	ESG
48%	160%	75%	" "	" "	" "	" "	" "
CO ₂			ESG	ESG	ESG	ESG	ESG
2025—2029	2025	2025	2025	2025	2025	2025	2025
20%	38%	3	3	3	3	3	3
2030—2045			IFRS S2				
2046—2050			2050	SSP5-8.5			



SDS STEPS IEA

	/	2030	2040	2050
GHG		-0.15	-0.42	-0.63
		-0.46	-0.75	-0.67
		-0.10	-0.29	-0.42
		-0.10	-0.19	-0.42
		-0.06	0.00	0.00
		-0.10	-0.19	-0.14
		0.14	0.19	0.26
		0.08	0.18	0.21

Legend: ■ (Orange), ■ (Light Orange), ■ (Lightest Orange), □ (White), ■ (Dark Green), ■ (Medium Green), ■ (Light Green)

IPCC

WMO

3,557 kgCO₂e/t

LCA

3,557kgCO₂e/t

3,897kgCO₂e/t

1,178kgCO₂e/t

LCA



3GHG



(CCER)





TBM

" "

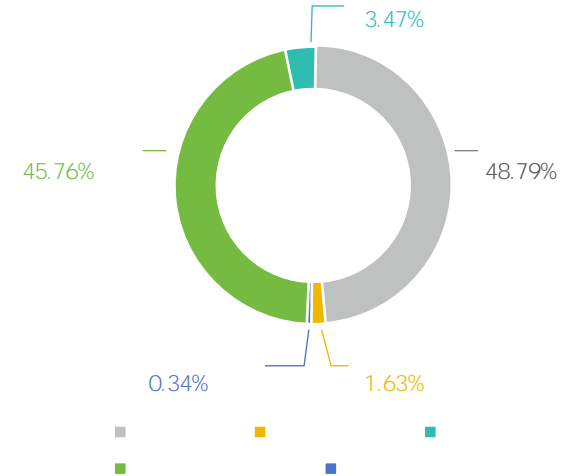




GHG 2025
GHG 20%



19,602.54GWh
GHG 19.29%
356.84tCO₂e/GWh
767.36MW 2023 214.43%
564.54GWh 5.44%
51.21% 27.09% 5.61



		2024	2023	2022	2021
	GWh	19,602.54	19,022.46	16,294.54	15,236.89
		0	379	592	1,481
		532,980	529,236	392,930	345,894
		1,420	614	1,061	1,502
		25	25	18	23
		461,163	528,850	560,249	636,682
	TJ	274.11	17.93	57.16	230.61
	GWh	10,372	9,300	8,127	6,681
	TJ	-2,868	-1,496	-936	-803

2.97 tCO₂e/tCu

GHG GHG GHG GHG
 GHG 2.97tCO₂e/tCu 11% GHG
 443 kgCO₂e/ozAu 11%

GHG Protocol GHG 3
 " 1 "
 1,000 113
 92.6%
 " 4 " " 9 "
 GHG
 " 6 " " 7 "
 3 441.84
 3

tCO ₂ e	
1	286.71
4	37.64
6	1.60
7	2.03
9	113.86
	441.84



GHG

NGO









17




	2024	2023	2022	2021	2020	2019
	21.42	12.42	10.06	8.81	6.48	7.10
%	29.53	18.77	13.83	14.55	12.77	15.69

49

WRI " "

Aqueduct Water Risk Atlas

	1.
	2.
	3.
	1.
	2.4
	3.
	4.

ESG			
		4.2	1. 2.
		4.8	1. 2. 3.
		5.0	1. 2. 3.
		4.5	1. 2. 3.

90% 2030 2020 10%

ESG

>90 %

90% 2030
2020 10%



Pinguro

3 5

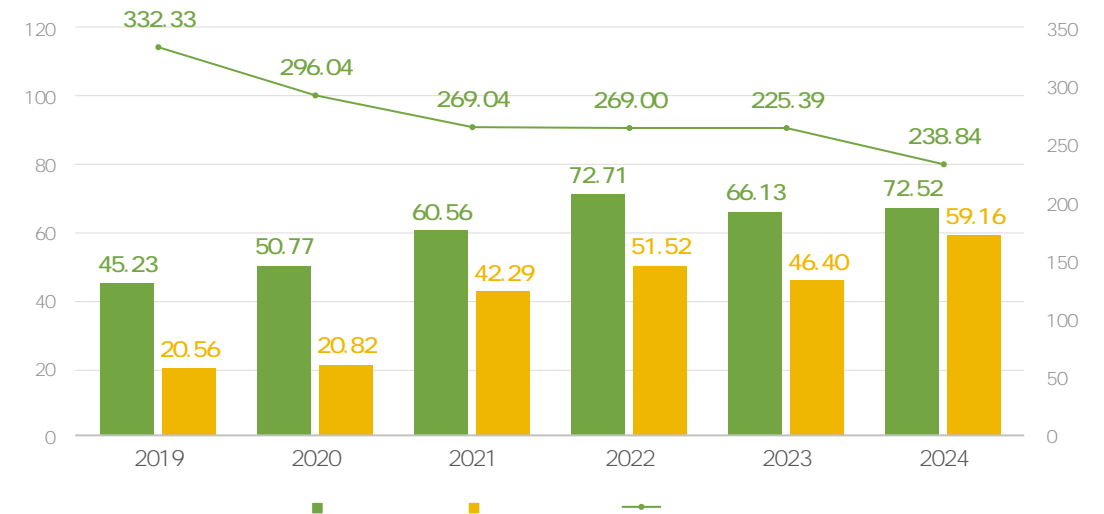
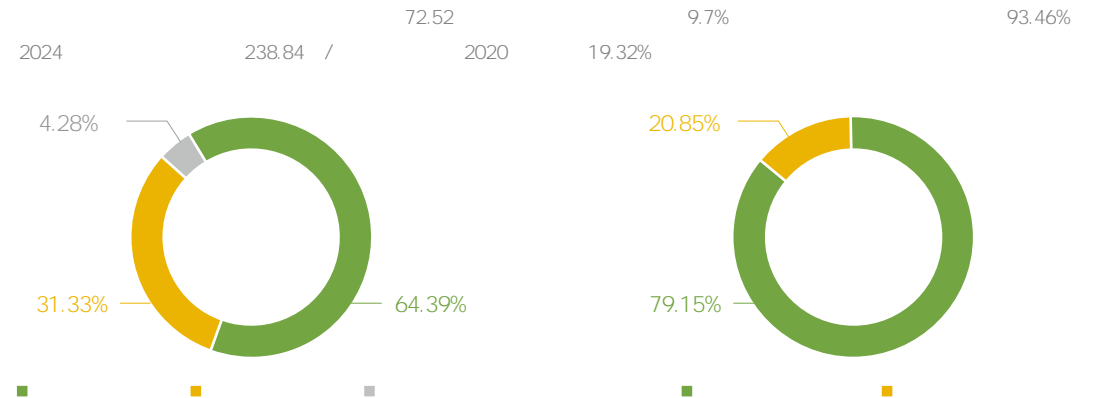
4 6 9 11



72.52

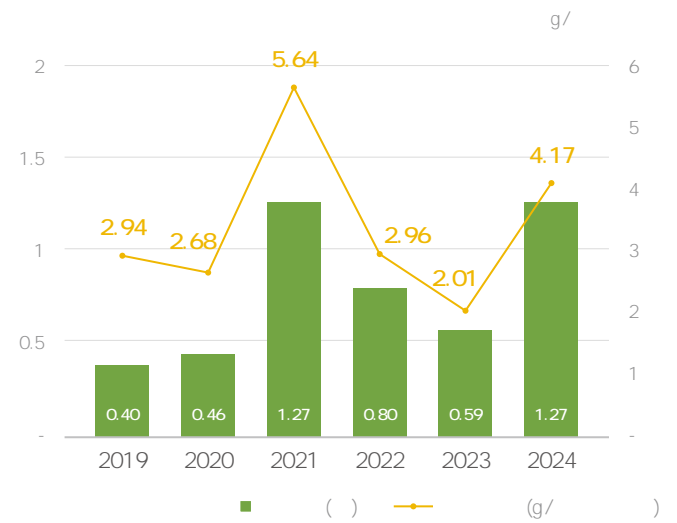
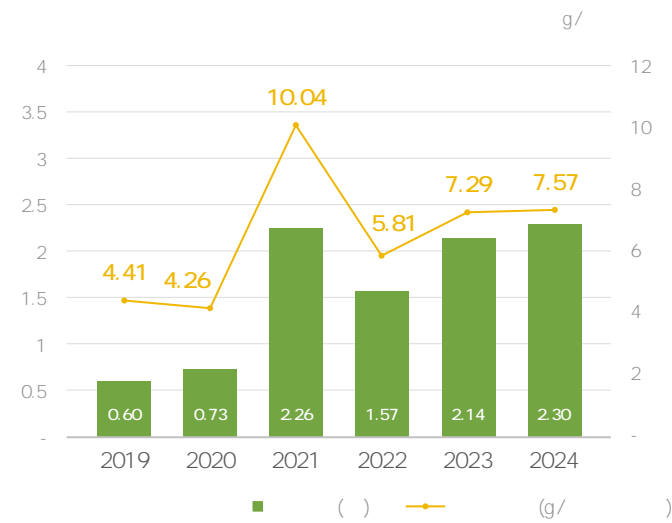
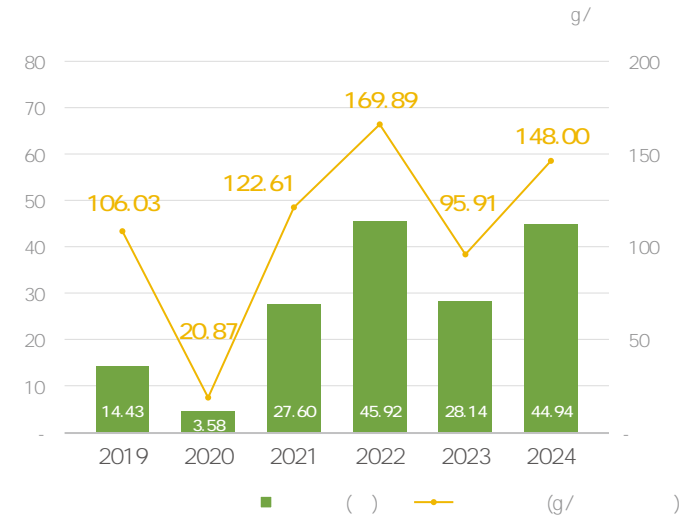
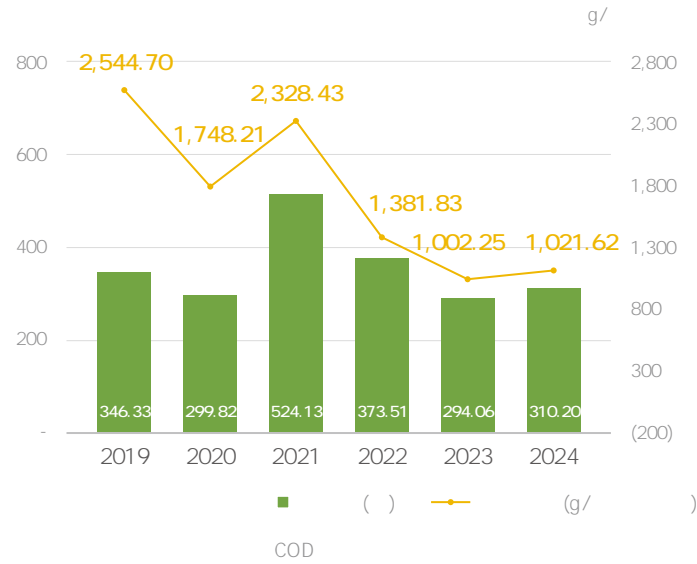
238.84 /

93.46 %





HDS





Timok

“

1942

Metovnica

Timok

—82

2017
1,600

Crni Timok

Metovnica

40




2024 8




1,000

Metovnica



	6	9.84%
	0	0.00%
	0	0.00%
	6	9.84%

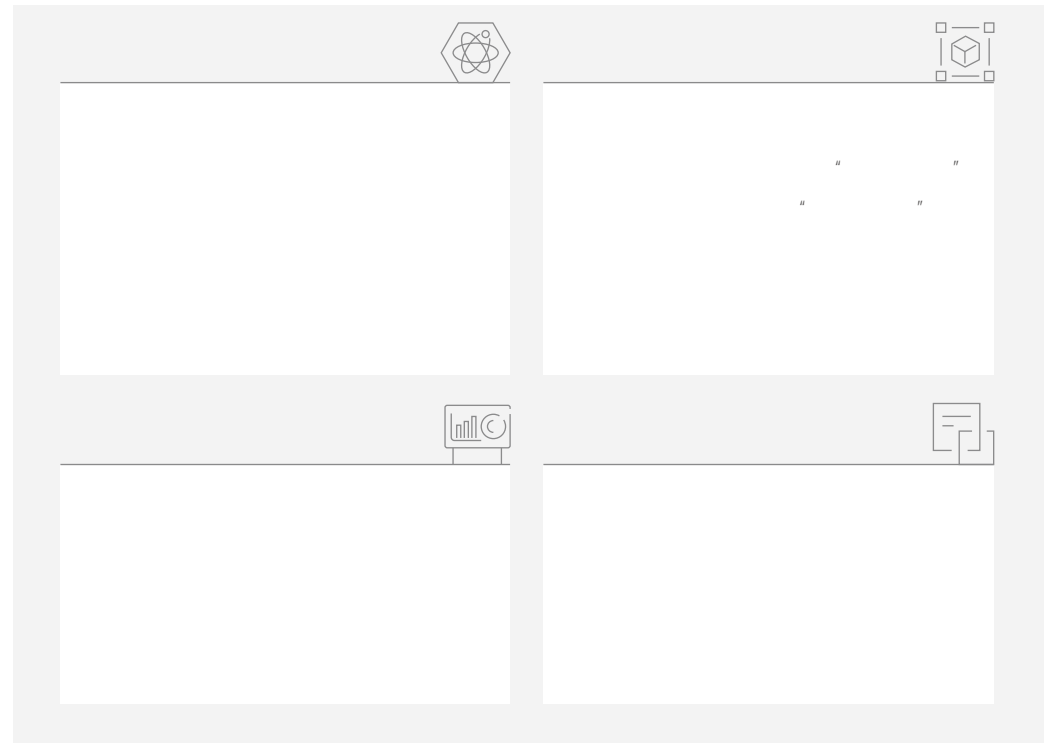
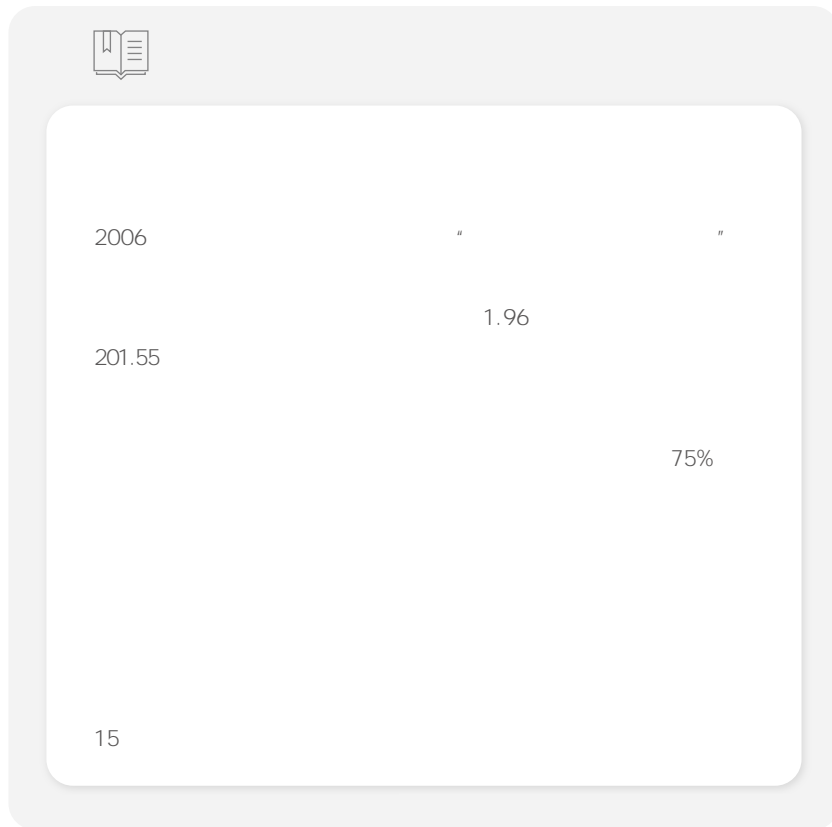


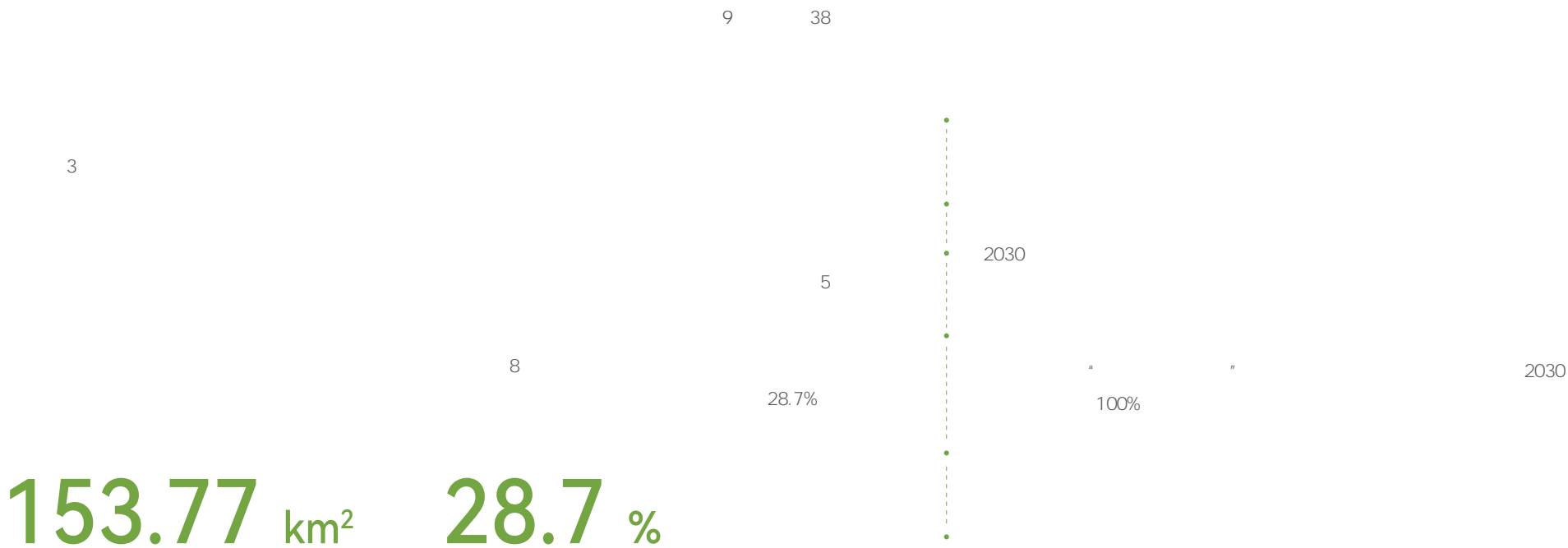

						
	3.9	3.7	4.6	4.8	3.0	5.0
	1.	1.	1.	1.	1.	1.
	2.	2.	2.	2.	2.	2.
		3.	3.	3.	3.	3.
					4.	4.
					5.	

1.70
8.03
166



877.58







NGO

11 31 15 43 4



4



11



15




43



3 16 34 59

IUCN





3Q

4,100m

16

2


Slalar

3Q

20

38

3Q







GBF ICMM
2024

GRI 101

"

"



"

"





<ul style="list-style-type: none"> 			
	3.4	3.1	2.5
	1.	1.	1.
	2.	2.	2.
	3.	3.	3.
4.	4.		
	5.		
	6.		

" "



99%



958.84

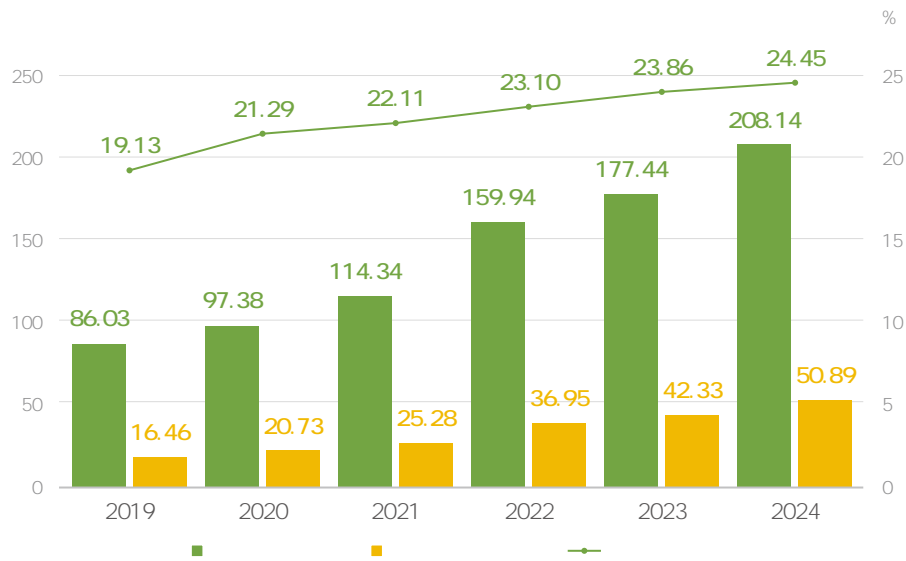
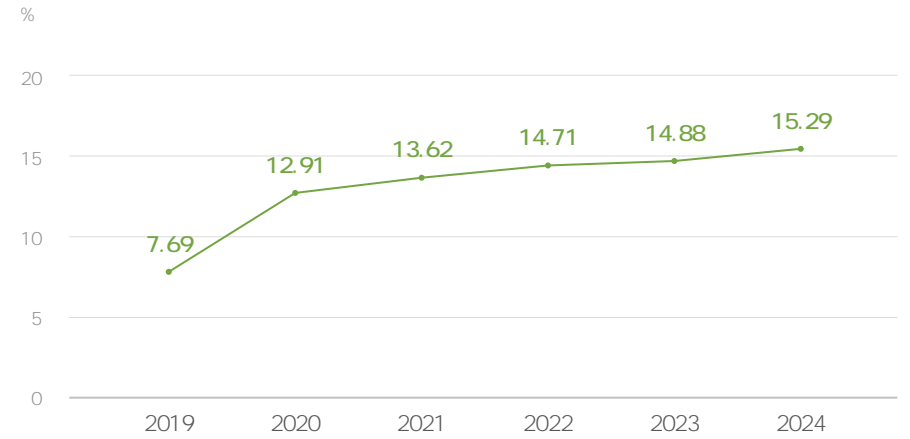
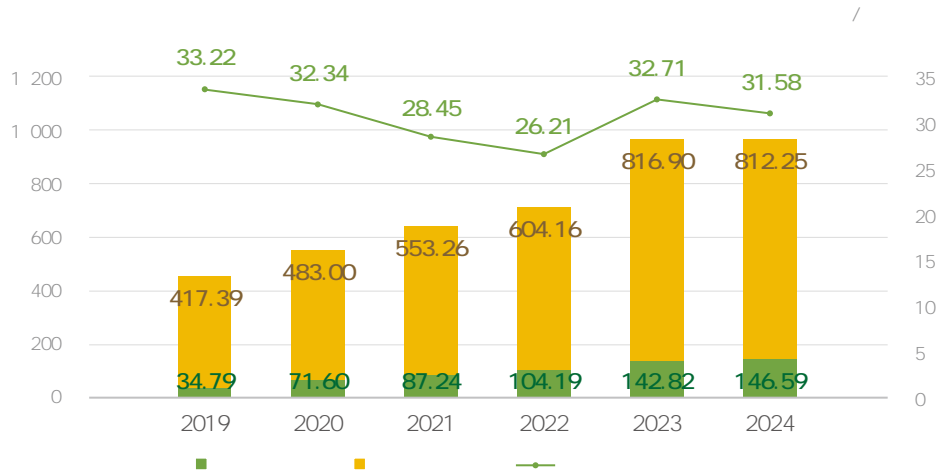
15.29% 958.84 31.58 /



208.14 **24.45 %**



744.93 **12.59 %**



4,688.49tCO₂e

5 000t
3.91kg/CO₂e

120 t



" / " " + "

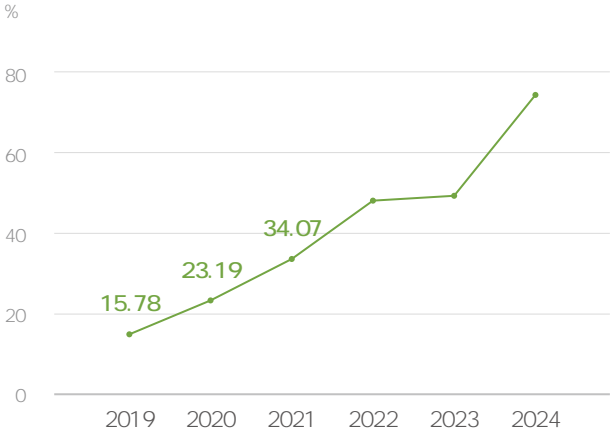
100%

" "

284.86

74.57 %

74.57% 25.59 284.86





SO₂ SO₃



0.22 /

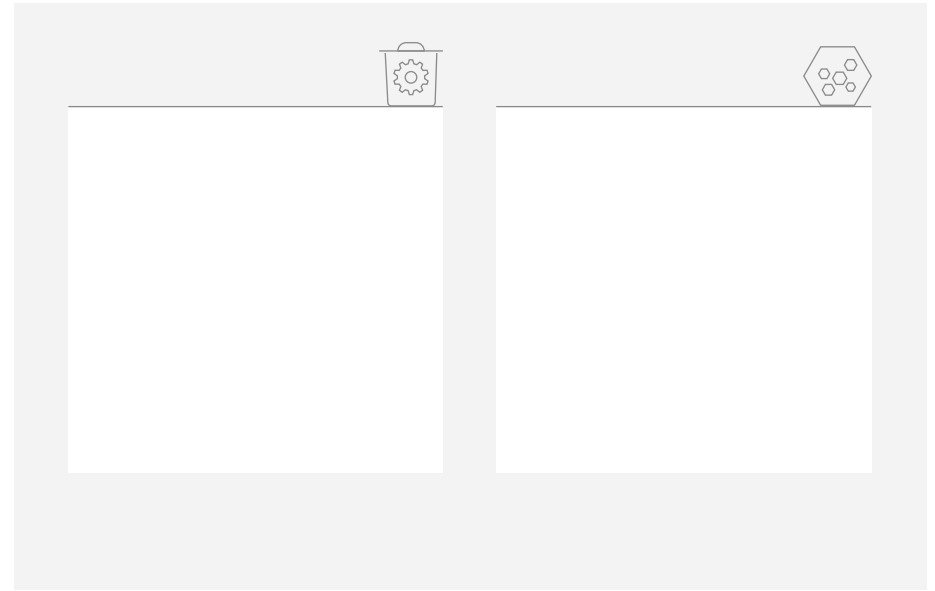
50.88 %

0.11 /

70.51 %

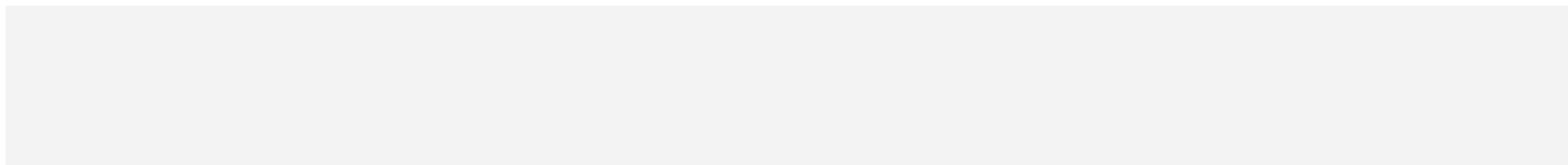

0.22 /
0.11 /

2020 50.88%
2020 70.51%

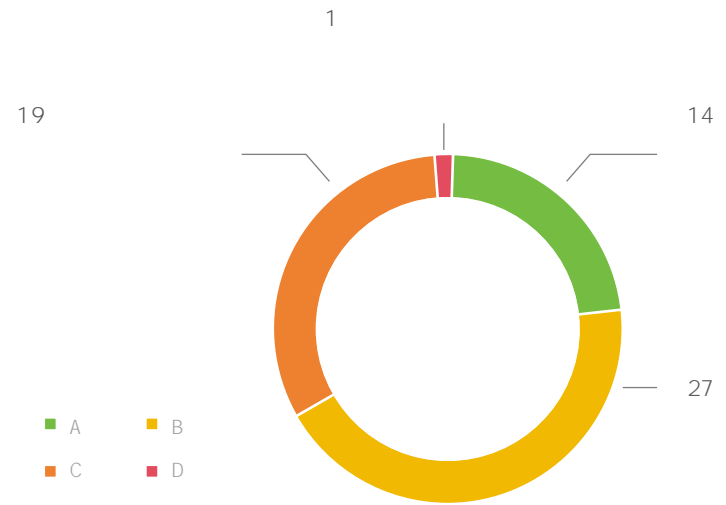



IFC






6 61 37 24










- ◊
- ◊
- ◊
- ◊
- ◊
- ◊
- ◊
- ◊

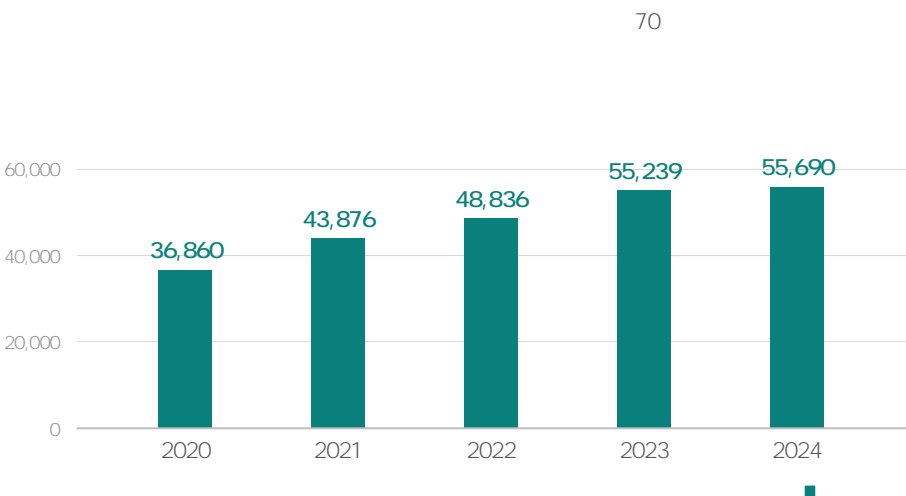
71
77
86
94
99
101
103



ESG

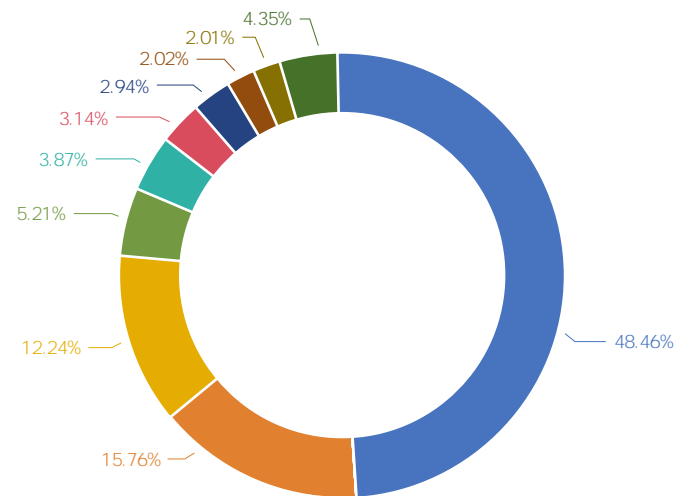
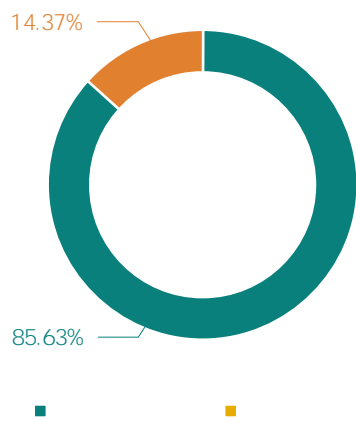
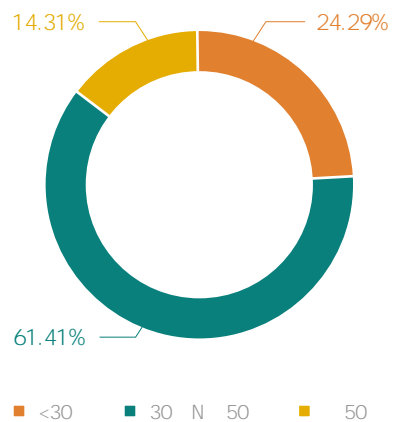
	
	
	
	
	





55,690

14.37% 55,690 37,458 1



1.



7,373 8.49%

				30	30 N 50	50		
	7,373	6,376	997	3,239	3,772	362	3,691	3,682
%	8.49	8.38	9.18	10.88	7.69	7.72	9.33	8.26
	4,969	4,191	778	1,588	2,740	641	2,776	2,193

" " "

KPI/ 360

1

" " "

"

"



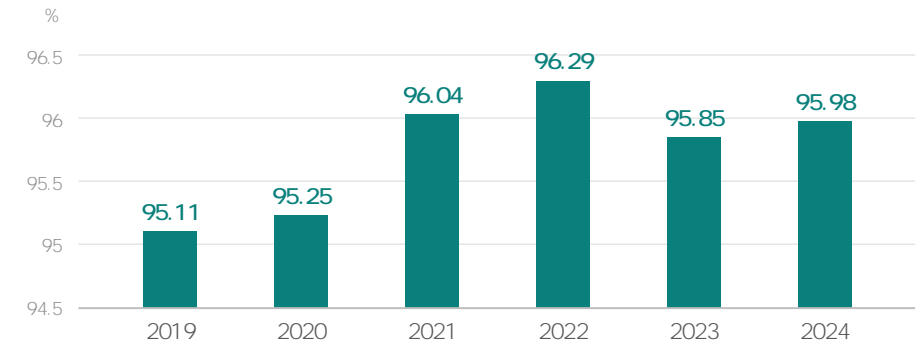
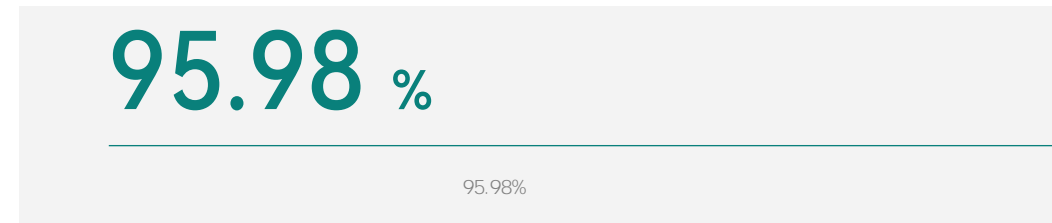

" "

12 48

24% 54% 74%

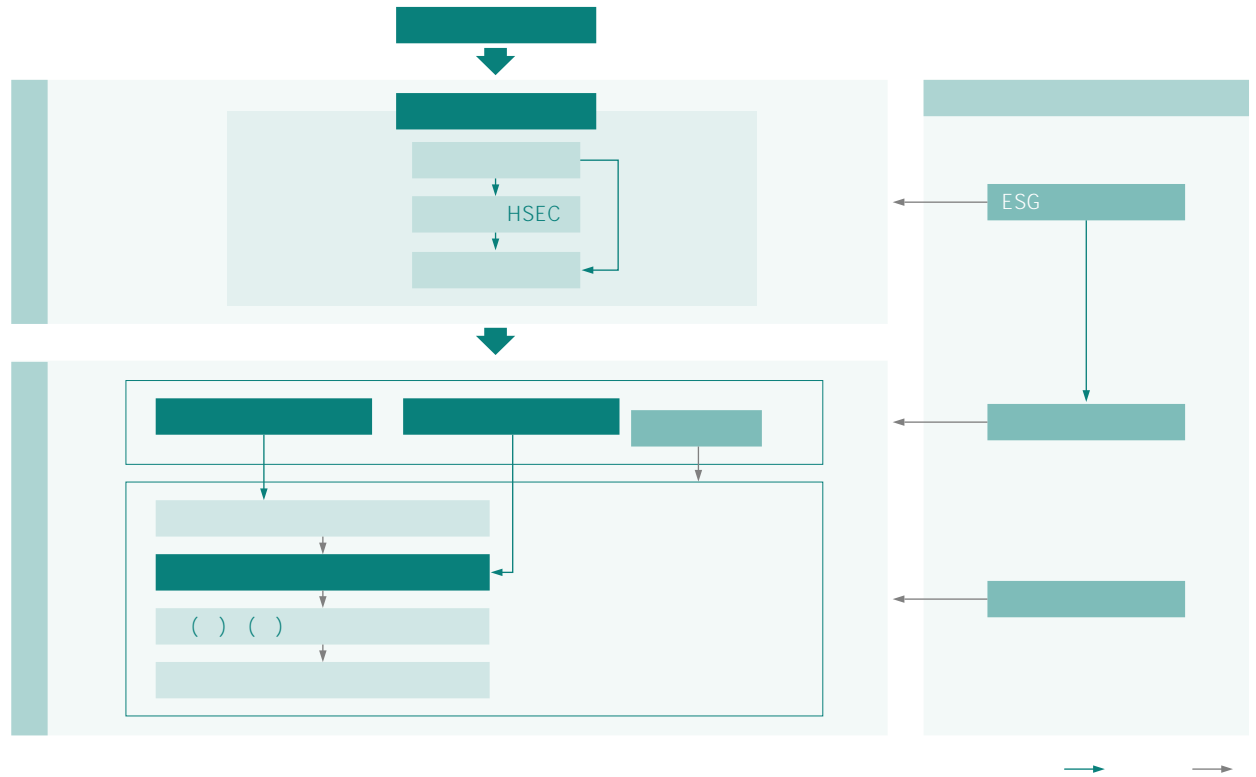

18.26	1.2	1.4	iLearning	32	600	1.8
			ESG	5	"	"
	10.52	12.09		18.63	40.50	42.38

%			
	722	94.65	33.02
	2,254	99.47	45.9
	45,181	99.10	45.4



2024	
24%	2.7%
52%	2.9%
74%	2.0%





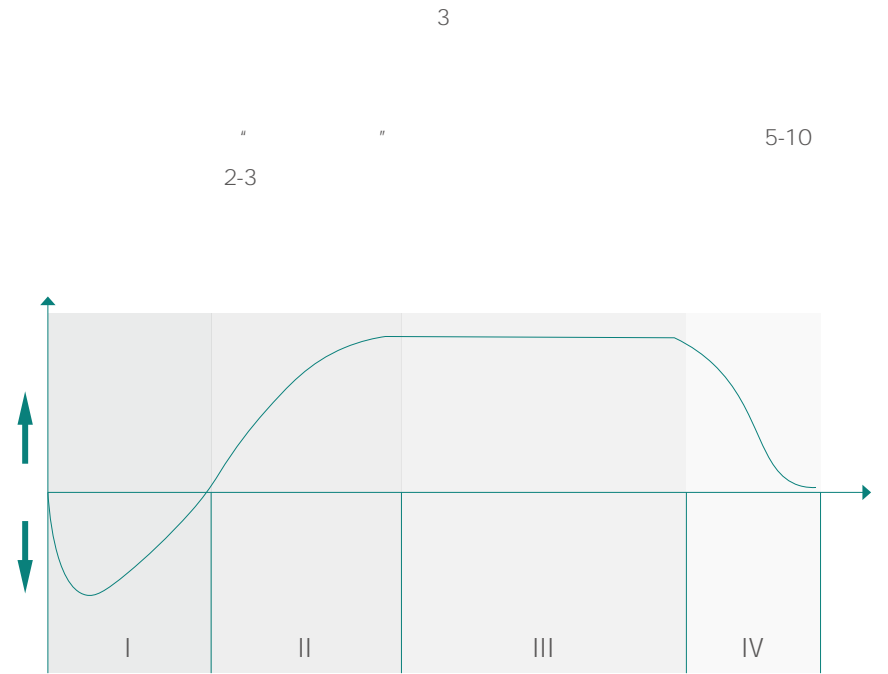
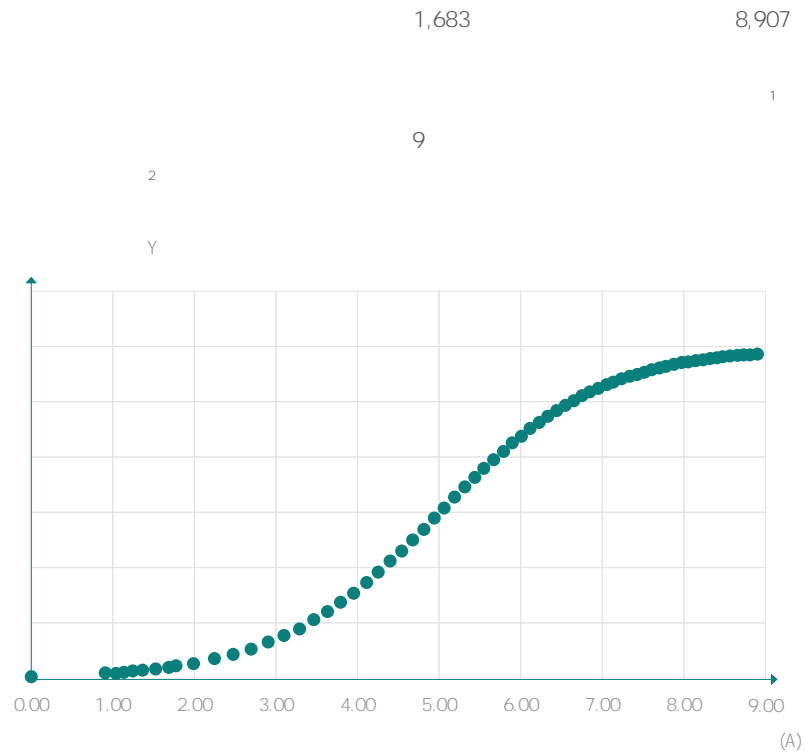




"

"






1. A A Sigmoid B
 2. Y 10% 303.6

0

OHS



OHS

ISO 45001

OHS

-
-
-
-

"

4,257 360

12,355

51

166

"

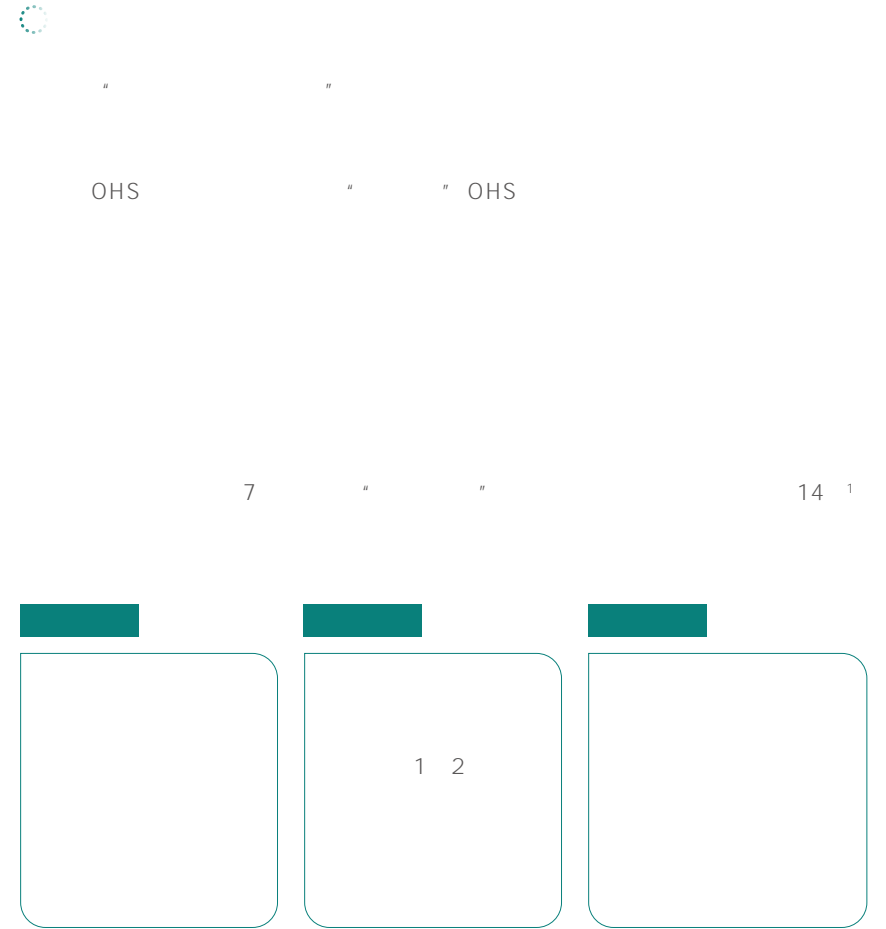
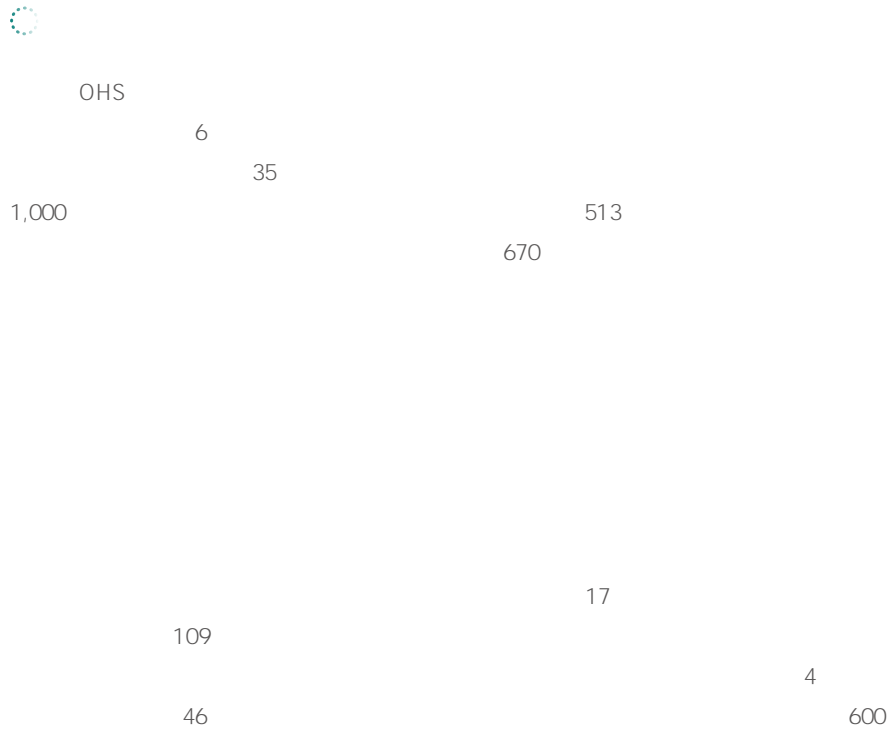
100 %

OHS
ISO 45001

2024 6

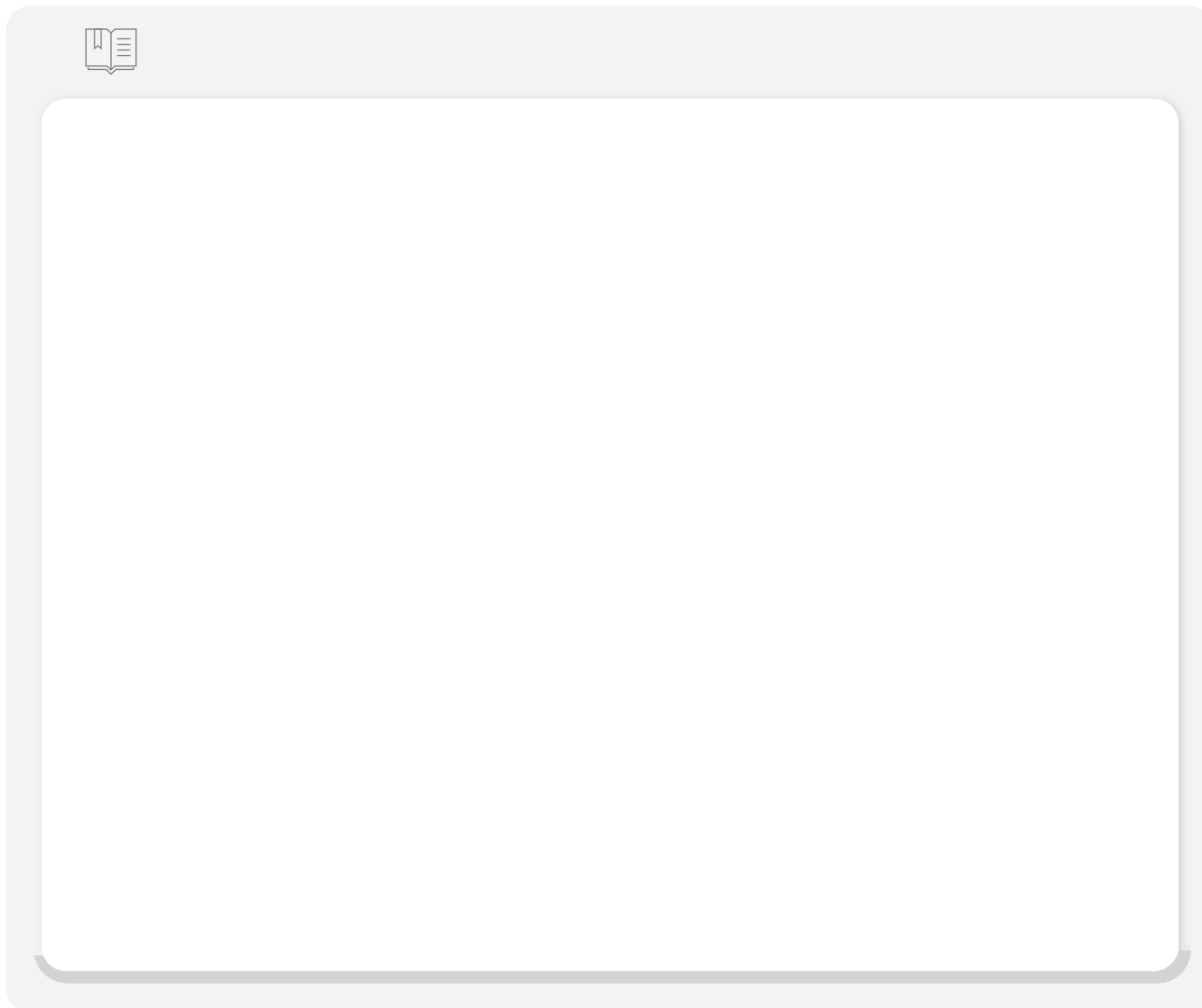
ISO 45001

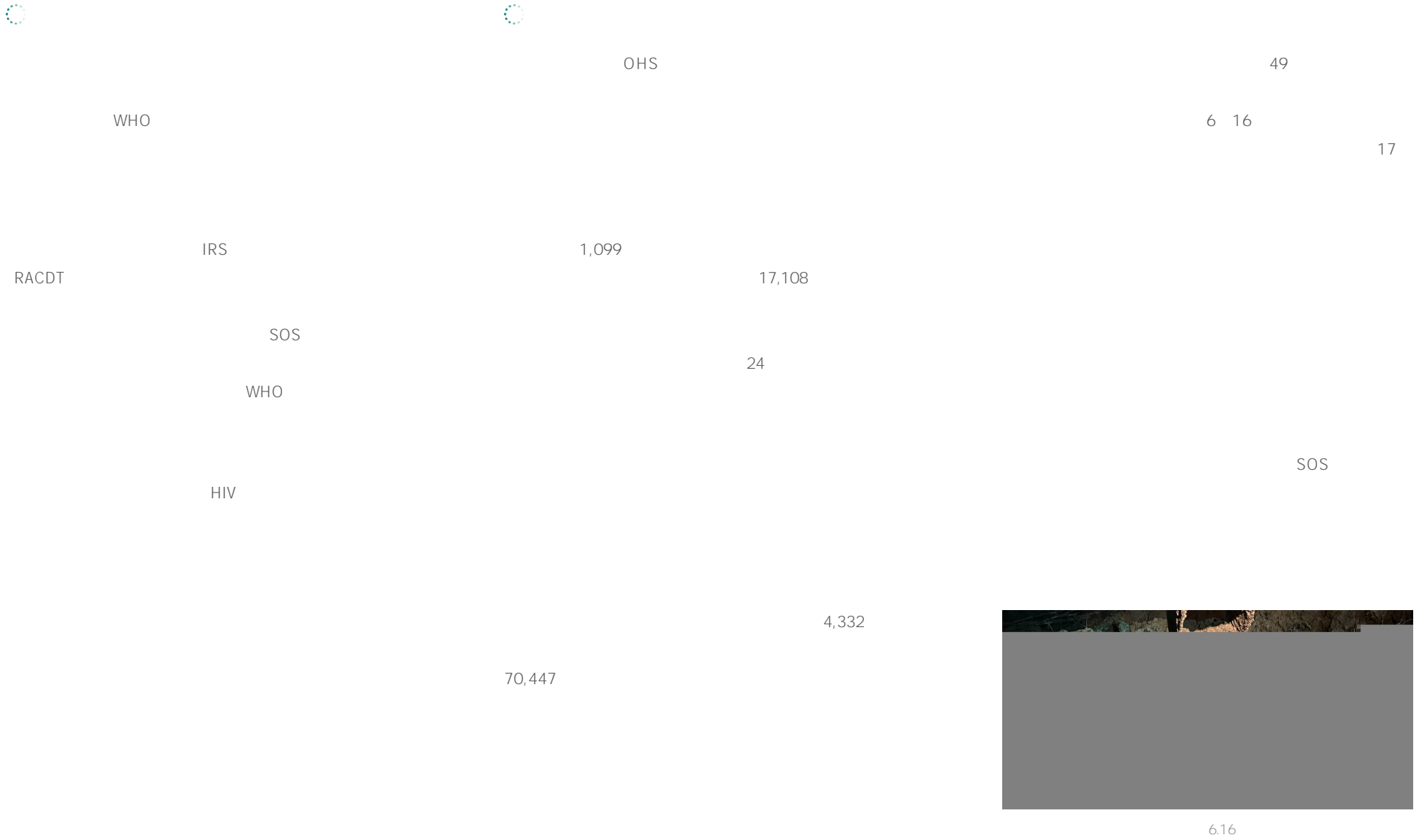
100%



			%
	12,525	52.87	100
	57,631	197.04	98.60
	291,931	106.07	99.77
	193,431	76.27	99.41

1. " "







6 7 " "

5why OHS

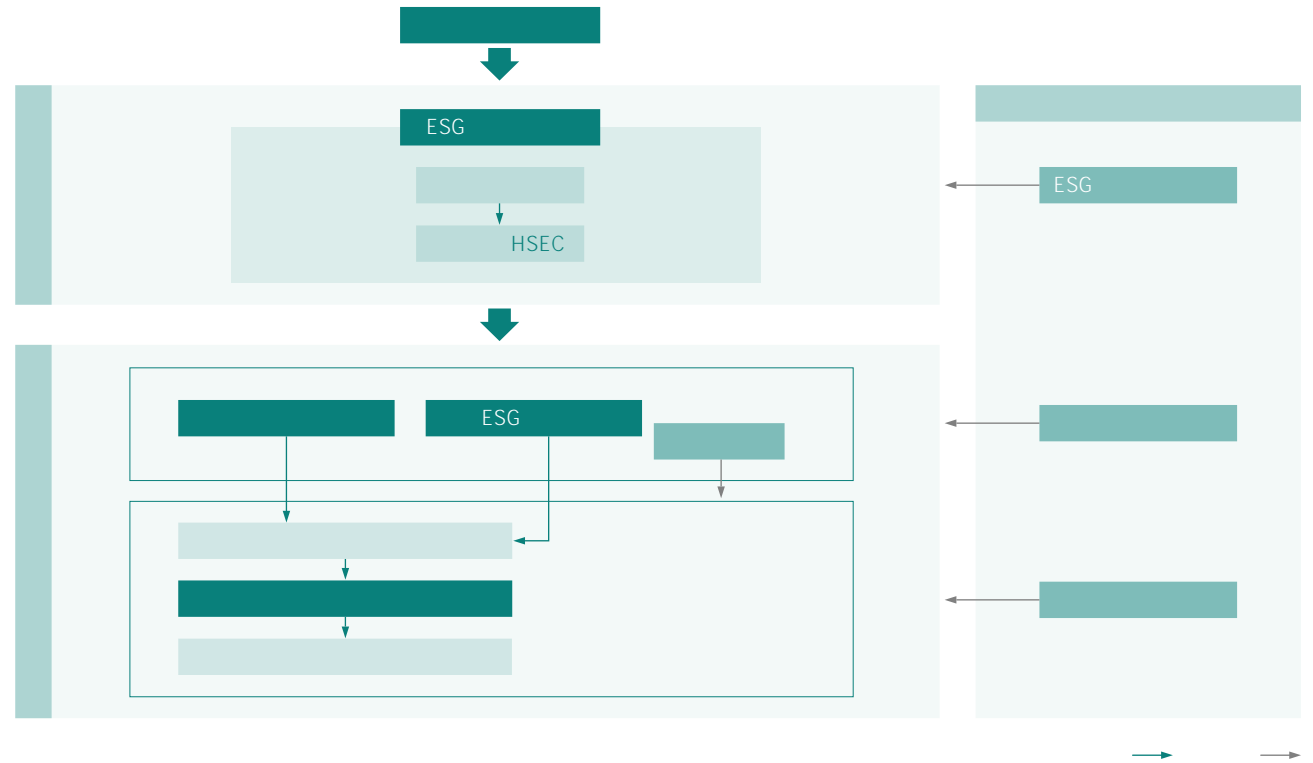
TRIR LTIR





SDGs

ESG
ESG
ESG



"	"	"	"	"
"	"	"	+	"
"	"	"	"	"
"	"	+	+	"
"	"		1,642	19,490
"	"	"	100%	

" " SIOA


ASM

" "

RGMPs IFC 4



" "





“

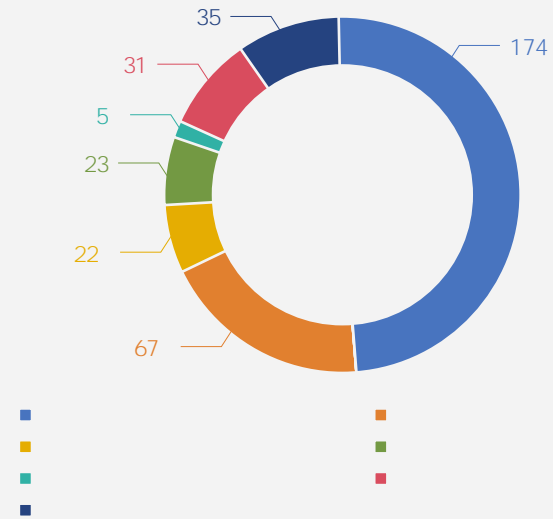
2024 10 11



UNGP

357

88.80% 2024




2.87

8.12

“ ”

14

10



“ ”

Podrži Život “ ”

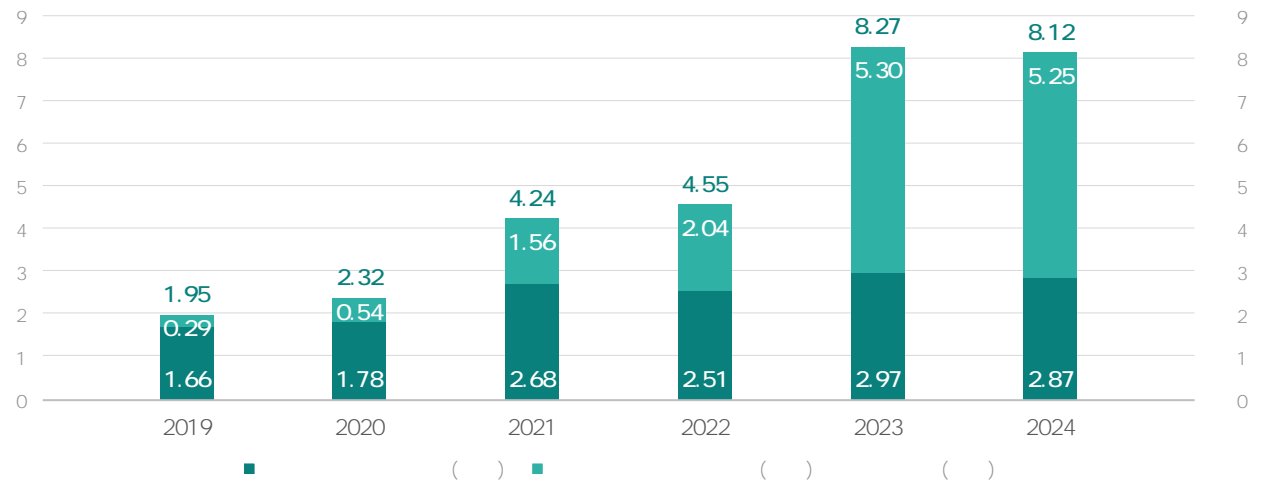
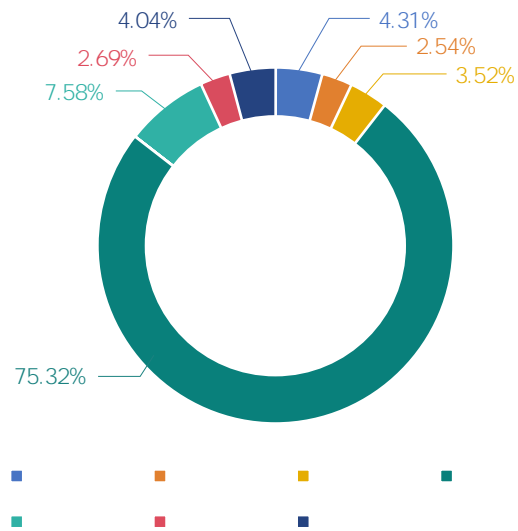
50

Katarina Dano-
“ ”

jlić



	2024	2023	2022	2021	2020
	3,186.10	3,247.48	2,853.94	2,359.11	1,800.15
	119.29	98.35	91.08	71.51	39.59
	2,724.76	2,854.44	2,511.41	2,106.53	1,635.57
	2.87	2.97	2.51	2.68	1.66
	105.66	96.60	81.15	53.75	35.07
	57.53	57.46	39.53	24.04	23.09
	175.99	137.66	128.26	100.60	65.17
	749.60	561.83	509.04	394.83	214.09
	2.82	2.13	1.94	1.53	0.84



 **RAP**

Resettlement Action Plan,

RAP


:

:





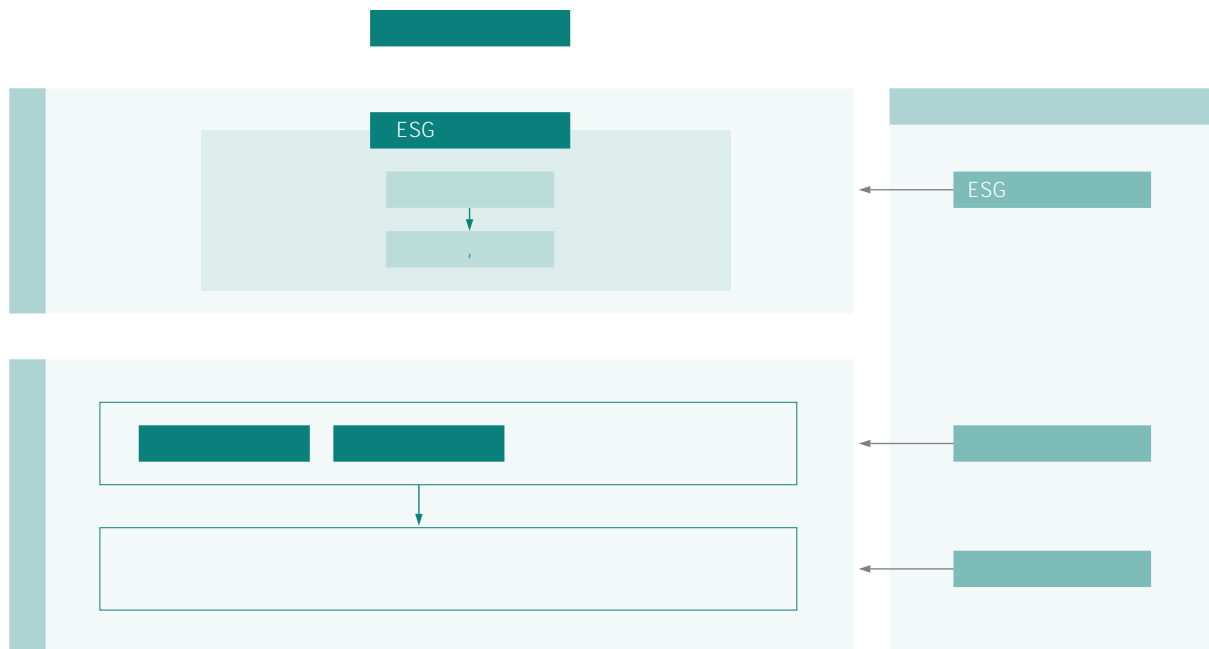




ESG

ESG

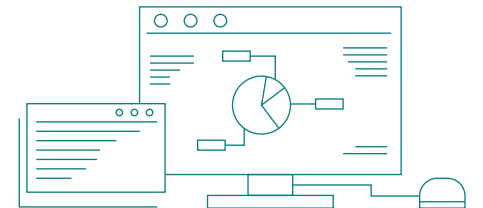
ESG



		“ ”
		CAHRAS
		ESG
		ESG



1,882 100% 12 3,366 56.27%





1 3

130

553 3

3

ESG

4

215

211

127

"

"


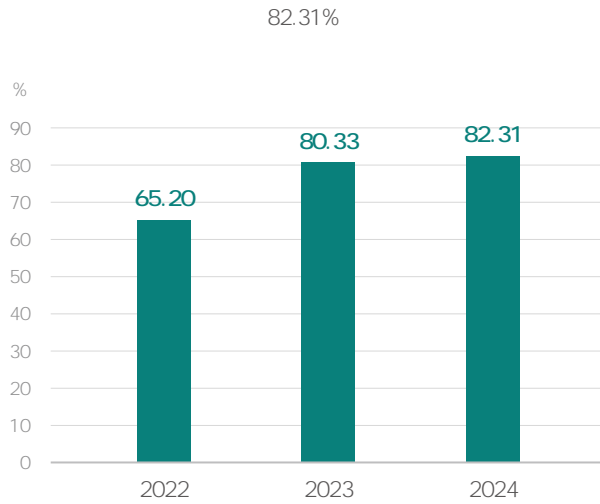


-
-
-
-



	2024	2023	2022
	22,065	6,712	5,444
-	553	550	780
	1,822	1,523	1,547
	5,456	3,845	2,327
ESG	215	7	3
-	4	2	0
-	211	5	3


1



LME

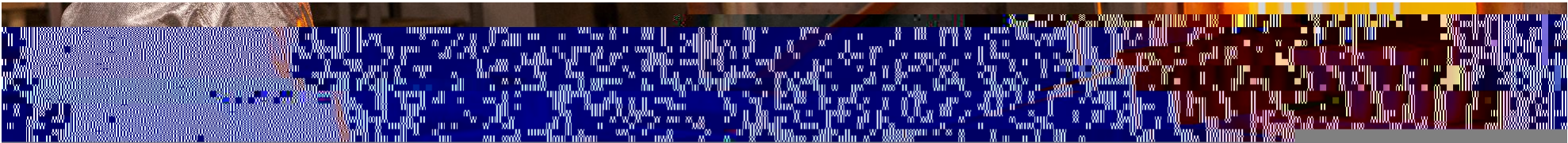
LBMA





" "

100% SGEB1
" " " ZIJIN"
LBMA " " A " " LME
" " 100%





		2024	2023	2022	2021	2020
	%	99.996	99.98	100	99.9	99.8
		0	0	0	0	0
		0	0	0	0	0
	%	100	99.65	99.60	99.22	99.29
		1,327	479	703	699	253
		4,586	2,887	3,818	1,841	2,370
		25.34	/	/	/	/

100%



” ”


”

”

CDP

”

”









“ ” “ ” “ ” “ ”

ESG

“ ”

12

“ ”

		<ul style="list-style-type: none">••
		<ul style="list-style-type: none">•
		<ul style="list-style-type: none">••
		<ul style="list-style-type: none">••



□	106
□	107
□	110
□	118
□	126
□	127



EIV2 131185 0001 Rev. 00

() (TÜV SÜD) ()
" " ") 2024 (" ")
TÜV SÜD

(TÜV SÜD /)

:

2024 01 01 2024 12 31



EIV2 131185 0001 Rev. 00

ID: CCB_EIV_F_10.0305 Version: 2 Effective Date: 08 Feb 2025

- AA1000 (v3):
- 3000 ()--
- "(ISAE3000" " "
- / (CCB_EIV_GR_002E Rev02)

	(ESG)	ESG
	ESG	ESG



EIV2 131185 0001 Rev. 00

TÜV SÜD

TÜV SÜD

TÜV SÜD

TÜV

:

()



AA1000
Licensed Report
000-437/V3-VSQ09

1866

TÜV

TÜV SÜD

2025 03 14

26,000

1,000

TÜV

TÜV

()

ID: COB_EIV_F_110_0305 Version: 2 Effective Date: 08 Feb 2025



COD						
COD	g/					
	g/					
	g/					
	g/					



		%				
	/					
		%				





		%				
	/					



PM						
VOC	/					

- 1.
- 2.
3. VOC






ISO	:		. %	. %	. %	. %
			. %	. %	. %	. %

ISO14001:2015 2020



					/	/
-		%
-		%
-<		%
- Y<		%
-		%
		%





ESG						
-						
-						
						/



-						
-						



-						
-						
-						
-						
-						
-	()					

GRI /

-				P -				
-				P				
-				P				
-				P -				
-				P -				
-				P -				
			(P			(-
P	P	\$		\$P			P	
-				P -				
-				P				
				P -				
				P -				
				P				
				P -				
				P -				
				P -				
				P -				

GRI /		
-	P -	
-	P -	
-	P -	
-	P -	
-	P -	
-	P -	
-	P -	
-	P -	
-	/	
-	/	

A	A .	P - P -
	A .	P
	A .	P
	A .	P -
	A .	P - P - P -
	A .	P - P -
A		P - P - P -
	A .	P
	A .	P -
	A .	P - P - P -
	A .	P -
	A .	P
A		P -
	A .	P -

HKEX ESG

A		P - P - P -
	(a)	
	(b)	

A		P -
	A .	P -
B		P -
	(a)	
	(b)	
	B .	P
	B .	P
B		P - P
	(a)	
	(b)	
	B .	P
	B .	P
	B .	P -
B		P -
	B .	P

B		
P		
B		P
	(a)	
	(b)	
	B .	P
	B .	P
B		P -
	B .	P
	B .	P -
	B .	P -
	B .	P -
B		P
	(a)	
	(b)	
	B .	P
	B .	P
	B .	P
	B .	P

B	B .	P
B		P
	(a)	
	(b)	
	B .	P -
	B .	P
	B .	P
B		P -
	B .	P -
	B .	P

IFRS S

		P -
		P

IFRS S

		P -
		P
		P -
		P -
		P -
		P
		P
		P
		P -
		P -

SASB			
			P -
			P -
			P -

SASB

SASB Code /			
EM-MM-	a.	tCO ₂ e	/
		%	
EM-MM-	a.	NA	P -
EM-MM-	a.	NA	
		(t)	
		(t)	
		(t)	
		(PM)	
EM-MM-	a.	() (Hg)	(t)
		() (Pb)	(t)
		() (VOCs)	(t)

SASB Code /			
EM-MM-	a.	()	(GJ)
		()	%
		()	%
EM-MM-	a.	()	(m)
		()	(m) /
			% /
EM-MM-	a.		
EM-MM-	a.		(t)
			%
EM-MM-	a.		(t)
			%
EM-MM-	a.	MSHA	
EM-MM-	a.		NA P -
EM-MM-	a.	/	NA /
		()	%
		()	%
		()	%
EM-MM-	a.		% /
EM-MM-	a.		% /
EM-MM-	a.		% /
EM-MM-	a.		% /

SASB Code				
EM-MM-	a.		%	/
			%	/
EM-MM-	a.		NA	P - P -
EM-MM-	b.		NA	P -
EM-MM-	b.			
EM-MM-	a.		%	.
			%	.
EM-MM-	a.			
EM-MM-	a.	()MSHA		/
		()		.
		()		.
		()a.		.
		()b.		.
EM-MM-	a.		NA	P -
EM-MM-	a.	Transparency International	(t)	/
EM-MM-	.A	()	(t)	P
		()	(t)	
EM-MM-	.B			.
			%	.

				P -
				P P
				P -
				P -
				P -
				P -
				P P -
				P -
				P -
				P -
				P -
				P
				P -
				P -
				P
				P -
				P -

1. SASB = / *200,000
 2. SASB = / *200,000

	Full name in English/local language
	Zijin Mining Group Co., Ltd.
	Tibet Julong Copper Co., Ltd.
	Laizhou Ruihai Mining Co., Ltd.
	Heilongjiang Duobaoshan Copper Industry Inc.
	Xinjiang Habahe Ashele Copper Co., Ltd.
	Xinjiang Zijin Zinc Co., Ltd.
	Xinjiang Jinbao Mining Co., Ltd.
	Longnan Zijin Mining Co., Ltd.
	Shanxi Zijin Mining Co., Ltd.
	Guizhou Zijin Mining Co., Ltd.
	Luoyang Kunyu Mining Co., Ltd.
	Urad Rear Banner Zijin Mining Co., Ltd.
	Wuping Zijin Mining Co., Ltd.
	Qinghai West Copper Co., Ltd.
	Zijin Copper Co., Ltd.
	Heilongjiang Zijin Copper Co., Ltd.
	Jilin Zijin Copper Co., Ltd.
	Bayannur Zijin Non-ferrous Metals Co., Ltd.
	Xinjiang Zijin Non-ferrous Metals Co., Ltd.
	FZU Zijin Hydrogen Power Technology Co., Ltd.

		Full name in English/local language
		Fujian Longking Co., Ltd.
		Zijin Mining Group Gold Smelting Co., Ltd.
		Zijin Mining Construction Co., Ltd.
		Fujian Zijin Engineering Technology Co., Ltd.
		Sino-Zijin Resources Ltd.
		Joint Venture Zeravshan Limited Liability Company
		Altynken Limited Liability Company
		Longxing Limited Liability Company
		Norton Gold Fields Pty Ltd
		La Compagnie Minière de Musonoie Global Société par Actions Simplifiée
		La Carrière Du Lualaba Société par Actions Simplifiée
		Bisha Mining Share Company
		Serbia Zijin Copper Doo Bor
		Serbia Zijin Mining Doo Bor
		Continental Gold Limited Sucursal Colombia
		AGM Inc.
	LIEX	Liex S.A.
		Rosebel Gold Mines N.V.
		Manono Lithium SAS

/ / :
/ :

ESG

1 1408

0597-38936628

364200

zjky@zjky.cn international@zijinmining.com


www.sse.com.cn

http://www.zjky.cn




ESG


1.




2.



3.



4.



5.

